



**I, Matthew Lawson, Tumu Whakarae | Chief Executive, hereby give notice that
Finance, Assurance & Risk Committee Meeting will be held on:**

Date: Tuesday, 29 July 2025
Time: 12:30 pm
Location: Council Chamber, Wairoa District Council,
Coronation Square, Wairoa

AGENDA

Finance, Assurance & Risk Committee Meeting

29 July 2025

MEMBERSHIP: His Worship the Mayor Craig Little, Cr Jeremy Harker, Cr Denise Eaglesome-Karekare, Mr Philip Jones, Cr Benita Cairns, Cr Melissa Kaimoana

The agenda and associated papers are also available on our website: www.wairoadc.govt.nz

For further information please contact us 06 838 7309 or by email info@wairoadc.govt.nz

Order Of Business

1	Karakia.....	5
2	Apologies for Absence	5
3	Declarations of Conflict of Interest	5
4	Chairperson’s Announcements	5
5	Late Items of Urgent Business.....	5
6	Public Participation	5
7	Minutes of the Previous Meeting.....	5
8	General Items.....	15
8.1	Health, Safety, and Wellbeing Report	15
8.2	2024-25 Annual Report	44
8.3	Monthly Financial Report to 31 May 2025.....	48
8.4	Insurance Renewal Initiation - Material Damage and Business Interruption	66
8.5	Treasury Matters	107
8.6	Committee Work Plan 2025	114
9	Public Excluded Items.....	117
9.1	Systems and Processes Review	117

- 1 KARAKIA**
- 2 APOLOGIES FOR ABSENCE**
- 3 DECLARATIONS OF CONFLICT OF INTEREST**
- 4 CHAIRPERSON'S ANNOUNCEMENTS**
- 5 LATE ITEMS OF URGENT BUSINESS**
- 6 PUBLIC PARTICIPATION**

A maximum of 30 minutes has been set aside for members of the public to speak on any item on the agenda. Up to 5 minutes per person is allowed. As per Standing Order 15.1 requests to speak must be made to the Chief Executive Officer at least one clear day before the meeting; however this requirement may be waived by the Chairperson. Requests should also outline the matters that will be addressed by the speaker(s).

7 MINUTES OF THE PREVIOUS MEETING

Ordinary Meeting - 17 June 2025

**MINUTES OF WAIROA DISTRICT COUNCIL
FINANCE, ASSURANCE & RISK COMMITTEE MEETING
HELD AT THE COUNCIL CHAMBER, WAIROA DISTRICT COUNCIL, CORONATION SQUARE, WAIROA
ON TUESDAY, 17 JUNE 2025 AT 12:30 PM**

PRESENT: His Worship the Mayor Craig Little, Cr Jeremy Harker, Cr Denise Eaglesome-Karekare, Mr Philip Jones, Cr Benita Cairns, Cr Melissa Kaimoana

IN ATTENDANCE: **Malcolm Alexander** (Interim Chief Executive), **Gary Borg** (Tumu Whakarae Tuarua | Deputy Chief Executive & Pouwhakarae – Pūtea/Tautāwhi Rangapū | Group Manager Finance and Corporate Support), **Langley Cavers** (Acting Group Manager Assets and Infrastructure), **Hinetaakoha Viriaere** (Pouwhakarae Whakamahere me te Waeture | Group Manager Planning and Regulatory), **Juanita Savage** (Chief of Operations), **Kate Standring** (Executive Principal), **Sarayde Tapine** (Policy Officer), **Madhan Nageswararao** (Kaiwhakahaere Pūtea | Finance Manager), **Michael West** (Kaitātari Pakihi | Business Analyst), **Russell McCracken** (Kaiwhakahaere Ratonga Pārongo | Information Services Manager), **Teams(online): Te Arohanui Cook** (Pouwhakarae Rātonga Hapori me te Whakawhanake | Kaiarataki Whakaoranga - Group Manager – Community Services and Development | Recovery Manager), **Steve Baker** (Recovery Support)

1 KARAKIA

The opening karakia was given by the Group Manager of Planning and Regulatory, Hinetaakoha Viriaere.

2 APOLOGIES FOR ABSENCE

Nil

3 DECLARATION OF CONFLICT OF INTEREST

To be declared as the agenda progresses.

4 CHAIRPERSON'S ANNOUNCEMENTS

Nil

5 LATE ITEMS OF URGENT BUSINESS

Nil

6 PUBLIC PARTICIPATION

Nil

7 MINUTES OF THE PREVIOUS MEETING**COMMITTEE RESOLUTION 2025/278**

Moved: Cr Benita Cairns

Seconded: Cr Melissa Kaimoana

That the minutes and confidential minutes of the Ordinary Meeting held on 6 May 2025 be confirmed.

CARRIED

ACTION SHEET

The Chair, Mr Jones, requested that the Capital Reporting Framework be added to the action sheet. Responsibility for this action was assigned to the Interim Chief Executive.

8 GENERAL ITEMS**8.1 QUARTERLY PERFORMANCE REPORT 2024/25 QUARTER 3****COMMITTEE RESOLUTION 2025/279**

Moved: Cr Denise Eaglesome-Karekare

Seconded: Cr Jeremy Harker

The Committee receives the report.

CARRIED

Staff noted that there were no changes to the financials since the previous meeting. The Chair clarified that the focus of the discussion was on non-financial performance. The Business Analyst advised that non-financial results had remained consistent throughout the year, with no significant changes anticipated.

The Committee:

- Queried the sample size and methodology of the Satisfaction Survey. The Business Analyst noted it is an opt-in online survey. The Committee expressed a preference for reviewing and improving the methodology going forward.
- Sought clarification on unmet targets relating to noise control complaints, and raised questions regarding the appropriateness of *Community Halls and Facilities* being reported under the “Leadership and Governance” category.
- Noted that while one Building Consent Officer (BCO) is currently qualified, the report lacked detail on plans to increase capacity. The Group Manager of Planning and Regulatory advised that consultant support is in place while two additional officers complete their diplomas.
- Noted that customer enquiry data was presented differently from other metrics.
- Noted the total number of staff and that the turnover rate of 4.45% is low.

- Raised concerns about Water Supply call-out response times, noting the target is 1 hour while the average is currently 8.1 hours. The Acting Group Manager of Assets & Infrastructure attributed this to contractor staffing issues.

8.2 MONTHLY REPORT TO 30 APRIL 2025

COMMITTEE RESOLUTION 2025/280

Moved: Cr Denise Eaglesome-Karekare

Seconded: Mr Philip Jones

The Committee receives the report.

CARRIED

The Committee:

- Noted the need for a more strategic approach to capital works, particularly regarding durability and delivery.
- Queried the increase in landfill fees and whether this had been presented to and approved by Council.
- Noted that \$23 million in projects are currently in progress, with staff reviewing which can be completed by year-end. The total capital works spend for the financial year is estimated at \$50 million, which was considered significant for a small council. Staff indicated this may increase to approximately \$80 million in the next financial year.
- Asked about the status of forestry assets and whether they are ready to harvest. The Interim Chief Executive advised that, to his knowledge, the forestry is ready and represents a considerable resource. It was also noted that the original intent of the mountain bike park included potential temporary closure once the forest reached harvest stage.
- Expressed concern over the Statement of Financial Position as at 30 April 2025, highlighting a working capital deficit of \$4.6 million. Even excluding \$3.5 million in borrowing, a deficit remains. The Interim Chief Executive acknowledged that Council failed to pay its bill due on the 20th of the previous month and states that this was unacceptable. He committed to further investigation.

8.3 COMMITTEE WORK PLAN 2025

COMMITTEE RESOLUTION 2025/281

Moved: Cr Benita Cairns

Seconded: His Worship the Mayor Craig Little

The Committee approves the updated Work Plan.

CARRIED

The Group Manager of Finance and Corporate Support introduced the report, advised that the organisation is entering the insurance renewal period, with further updates to be provided in due course, and raised concerns regarding Item 3.4. The Three Waters valuation is ongoing, with figures changing across drafts.

Three wastewater plants were omitted from the valuation report, with a \$20million line item that should be \$50million. At least one plant is not listed as a Council asset, raising depreciation concerns. The Committee expressed concern regarding how this omission occurred. The Group Manager of Finance and Corporate Support advised that he will investigate and report back to the Committee, and noted that auditors have been informed of the discrepancy.

9 PUBLIC EXCLUDED ITEMS**RESOLUTION TO EXCLUDE THE PUBLIC****COMMITTEE RESOLUTION 2025/282**

Moved: Cr Denise Eaglesome-Karekare

Seconded: Cr Jeremy Harker

That the public be excluded from the following parts of the proceedings of this meeting at 1:57pm.

The general subject matter of each matter to be considered while the public is excluded, the reason for passing this resolution in relation to each matter, and the specific grounds under section 48 of the Local Government Official Information and Meetings Act 1987 for the passing of this resolution are as follows:

General subject of each matter to be considered	Reason for passing this resolution in relation to each matter	Ground(s) under section 48 for the passing of this resolution
9.1 - Silt and Debris Fund Update 8 June 2025	s7(2)(h) - the withholding of the information is necessary to enable Council to carry out, without prejudice or disadvantage, commercial activities s7(2)(i) - the withholding of the information is necessary to enable Council to carry on, without prejudice or disadvantage, negotiations (including commercial and industrial negotiations)	s48(1)(a)(i) - the public conduct of the relevant part of the proceedings of the meeting would be likely to result in the disclosure of information for which good reason for withholding would exist under section 6 or section 7
9.2 - INFORMATION SERVICES RISK MANAGEMENT - CYBERSECURITY	s7(2)(c)(i) - the withholding of the information is necessary to protect information which is subject to an obligation of confidence or which any person has been or could be compelled to provide under the authority of	s48(1)(a)(i) - the public conduct of the relevant part of the proceedings of the meeting would be likely to result in the disclosure of information for which good reason for withholding would exist under

	<p>any enactment, where the making available of the information would be likely to prejudice the supply of similar information, or information from the same source, and it is in the public interest that such information should continue to be supplied</p> <p>s7(2)(e) - the withholding of the information is necessary to avoid prejudice to measures that prevent or mitigate material loss to members of the public</p> <p>s7(2)(g) - the withholding of the information is necessary to maintain legal professional privilege</p> <p>s7(2)(h) - the withholding of the information is necessary to enable Council to carry out, without prejudice or disadvantage, commercial activities</p>	section 6 or section 7
CARRIED		

COMMITTEE RESOLUTION 2025/283

Moved: Cr Jeremy Harker

Seconded: Cr Melissa Kaimoana

That Council moves out of Closed Council into Open Council at 2:34pm.

CARRIED

The Group Manager of Finance and Corporate Support clarified that the Committee had been referring to the incorrect column earlier in the Statement of Financial Position within Item 8.2 – *Monthly Report to 30 April 2025*.

The Meeting closed at 2:36pm.

The minutes of this meeting were confirmed at the Finance, Assurance & Risk Committee Meeting held on 29 July 2025.

.....
CHAIRPERSON

Finance, Assurance and Risk (FAaR) Committee – Action Sheet

<u>ACTION</u>	<u>MEETING THE ACTION WAS RAISED IN</u>	<u>OFFICER RESPONSIBLE</u>	<u>COMMENTS</u>	<u>COMMENTS</u>	<u>COMMENTS</u>	<u>STATUS</u>
			Update	17/06 Update		
Recovery Risk Updates to be presented to the FAaR Committee until the contract end date of June 3 rd 2025	11/02/2025	Te Aroha Cook	<p>The Exit Strategy will align with section 158 of the Civil Emergency Management Act (CEM Act). It addresses long-term recovery needs-particularly related to Cyclone Gabrielle and June-impacted homes-and outlines the transition to BAU, which may span 5-20 years.</p> <p>Key focus areas include:</p> <ul style="list-style-type: none"> • Ongoing support and communications post-recovery • Community engagement on unresolved issues • Changes to organisational arrangements • Management of placard status, infrastructure repairs 	<p>The Recovery Manager role gets consumed into the GM of Community Services and Development. Funding has been extended for the 2 Taiwhenua positions through to the 19 December- Any recovery duties can now be worked on until the end of the year. Focus now is what qualifies for funding under the Silt and Debris Fund</p>		In Progress
3 Waters: Risks to be presented at the next scheduled FAaR Committee	11/02/2025	Luke Knight	<p>The Chair noted that there is an ongoing risk associated with Local Waters Done Well. The item will remain a standing agenda item until the Water Services Delivery Plan is accepted by the Minister of Local Government.</p>			In Progress

			(25/03 Update)			
Capital Reporting Framework	17/06/2025	Interim Chief Executive				
Review Methodology for Customer Satisfaction Survey	17/06/2025	Mike West			Existing methodology for the resident's satisfaction survey will remain in place to complete the 2024/25 year. This will ensure consistency of reporting for the 2024/25 Annual Report. Discussions are underway with various council services to determine if measures remain fit for purpose. The library has already identified measures to be replaced. Any updates to questions asked in the survey will be made in time for the next survey due to be released in September 2025. (24/07 update)	Completed
Investigate whether the assets were removed, never entered, or dropped during the process (8.3 Committee	17/06/2025	Gary Borg			It had been included in several valuations but the amount it was valued at was not realistic, and it was only picked up when it was reviewed in more detail by the Utilities	Completed

Workplan, Item 3.4) and report back to the Committee					Manager (24/07 update)	
---	--	--	--	--	---------------------------	--

8 GENERAL ITEMS

8.1 HEALTH, SAFETY, AND WELLBEING REPORT

Author: Michelle Warren, Health, Safety and Wellbeing Manager | Kaiwhakahaere Hauora, Haumaru me te Oranga

Authoriser: Juanita Savage, Chief of Operations

Appendices:

1. Health, Safety, Wellbeing Report 1 April to 30 June 2025 [↓](#)
2. Health Monitoring Report May 2025 [↓](#)
3. WDC MoleMap Report May 2025 [↓](#)
4. Health, Safety, Wellbeing Strategic Plan 2024 - 2027 [↓](#)

1. PURPOSE

- 1.1 This report provides information for Committee on Health, Safety, and Wellbeing. No decisions are required by Committee at this stage.
- 1.2 This report is an information only report and is a standing agenda item as requested by the Committee.

RECOMMENDATION

The Health, Safety and Wellbeing Manager | Kaiwhakahaere Hauora, Haumaru me te Oranga RECOMMENDS that Committee receive the report.

2. BACKGROUND

- 2.1 The purpose of this report is to provide to the Finance, Assurance and Risk Committee a report that shows how we are tracking in the areas of health, safety, and wellbeing (HSW). Including the progress of initiatives to improve HSW, as well as the current state of selected key performance indicators covering the period April 2025 to June 2025.
- 2.2 The HSW Ora report attached provides a summary of health and safety across the organisation.
 - 2.2.1. **Incident Reporting** – over the past months, we have actively encouraged near miss reporting as part of our commitment to a proactive safety culture. We are pleased to share that this initiative has led to 12 near misses reported in the past 3 months, reflecting a growing awareness and willingness to engage in transparent incident reporting. This marks a strong step forward in our journey of continuous learning and improvement.
 - 2.2.2. **Celebrate and Share Learnings** – To continue fostering a culture of safety and continuous improvement we celebrate and share learnings with the teams by acknowledging receipt of the reports either via email or in person, ensuring that their contribution is a positive change in our journey to reporting. We continue to educate workers what to report, why it matters and how it helps improve safety and performance.
 - 2.2.3. **Training** - Under the Health and Safety at Work (General Risk and Workplace Management) Regulations 2016 (the GRWM Regulations), a PCBU must ensure, so far

as is reasonably practicable, the information, training, instruction and supervision provided to workers is suitable and adequate.

HS Reps Training	7 Attended the course
Fire Evacuation	All workers
First Aid	12 workers completed a first aid refresher training (More sessions are organised over the next couple of months for other workers)

3. HEALTH MONITORING

- 3.1 Health monitoring of workers is a legal requirement under the Health and Safety at Work (General Risk and Workplace Management) Regulations 2016. It ensures early detection of health effects from exposure to workplace hazards such as chemicals, noise or dust. PCBUs must implement health monitoring when there is a risk to worker health, helping verify the effectiveness of control measures and protect workers from long term harm.
- 3.2 Health monitoring report attached.
- 3.3 For the workers who could not attend the health monitoring in May have been rebooked for July.

4. WELLBEING

- 4.1 **Molemap** – WDC partnered with Molemap to provide skin checks for workers who wished to be part of the program. 36 workers attended on the day. The program included education on sun safety and skin awareness and led to the identification of several skin conditions. Early detection enabled timely referrals and treatment recommendations from dermatologists. Notably, two cases of melanoma, three basal cell carcinomas, and one squamous cell carcinoma were diagnosed. The initiative highlights the critical importance of regular skin monitoring and early intervention, reinforcing our commitment to worker health, safety, and wellbeing. Report attached.
- 4.2 **Pink Shirt Day** – As part of our Pink Shirt Day celebrations at WDC, I gave a presentation focused on promoting inclusivity, kindness, and respect in the workplace. The message was clear, creating a space where people feel safe, valued and respected isn't just a one-day effort, it's something we build every day. We talked about how our culture is shaped by strong foundations like policy, coaching, training, and support systems. These help us not only prevent bullying and harassment, but also foster an environment where people feel genuinely included and empowered. The presentation highlighted what it means to feel valued, through recognition, feedback, involvement, and opportunities for growth. We also touched on the importance of respectful communication, equal opportunities, work-life balance, and our commitment to continuous improvement. The presentation was a chance to reflect on our journey and reinforce that building an inclusive culture is ongoing, and something we all play a part in.

4.3 Flu Jabs/Buccaline – 13 workers took up the offer of Buccaline while others who wanted the flu jab, could go to KE free of charge.

5. Health, Safety, Wellbeing Strategy (2024 – 2027) Update – This update outlines the progress WDC has made in delivering on our Health, Safety, and Wellbeing Strategy. We've advanced across several key areas:

EcoPortal Reporting: Phase I of the upgrade is complete, with dashboards now available to leadership groups. Reporting capability continues to grow as new modules are added.

Psychological Safety: We've embedded psychological safety into our system, including a completed standard, fatigue management, and just completed a pilot of the Stress Talking Toolkit for managers. The outcome will be to have this embedded into the EcoPortal system.

HSW Strategy Update - Development: The overall strategy is well into development, with strong momentum and clear direction. Report update attached.


Near Miss Reporting: Goal five focused on improving near miss reporting. In the past three months, 12 near miss reports have been recorded in the system. This marks a significant improvement in visibility and education around near miss events.

These achievements reflect our commitment to continuous improvement and to fostering a safe, inclusive, and proactive workplace culture.

6. ORA Project Plan – (EcoPortal HSW Software Program). As part of the ongoing strategic upgrade for the HSW EcoPortal system project, "The Battle Plan", Phase I is completed with Phase II starting in July/August to enhance the platform through the integration and upgrade of 14 key modules.

Phase I

- **Live**
 - Hazards and Risks Module
 - Controls for Hazards and Risks Modules
 - Incident Reporting
 - Includes Psychosocial Factors
 - Organisational Risk
 - Business Risk Management
 - Job Safety Analysis (JSA)
 - Audits and Checklists
 - Installation of program completed, 3x templates added as part of upgrade
 - 29 templates to be added; incurs costs
 - Reporting
 - Dashboard Reporting



Phase II

- **Starting in July 2025**

- Injury and Claims Management
- Return to Work
- Emergency Management/ Broadcast Notifications (BN)
- Policies and Procedures
- Safety Observations
- Training, Licenses & Certifications
- Health Monitoring
- Project/ Job Management
- Meetings
- Contractor Management
- Visitor Management
- Site Inductions
- ISO Compliance
- Psychosocial Risk Management (In Development)





Some fields on this page are not yet supported by our new page design. We’re working to include them soon!



Wairoa District Council



Health, Safety, Wellbeing
Report 1 April to 30 June
2025

Created 1st Jul 2025 Updated Jul 1, 2025 [No upcoming events](#)



Wairoa District Council

Report for Finance, Assurance & Risk Committee

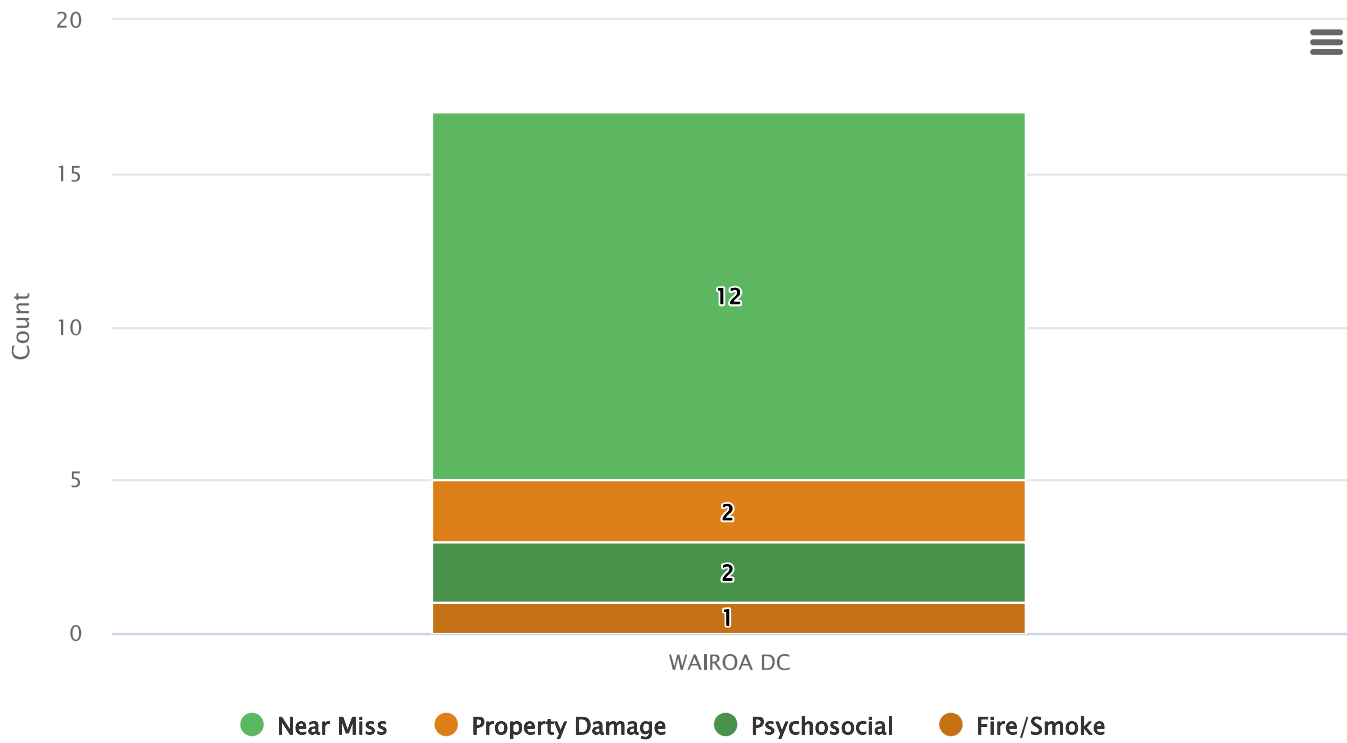
Showing
3 months

Before
Tue, 1st July 2025 (NZST)

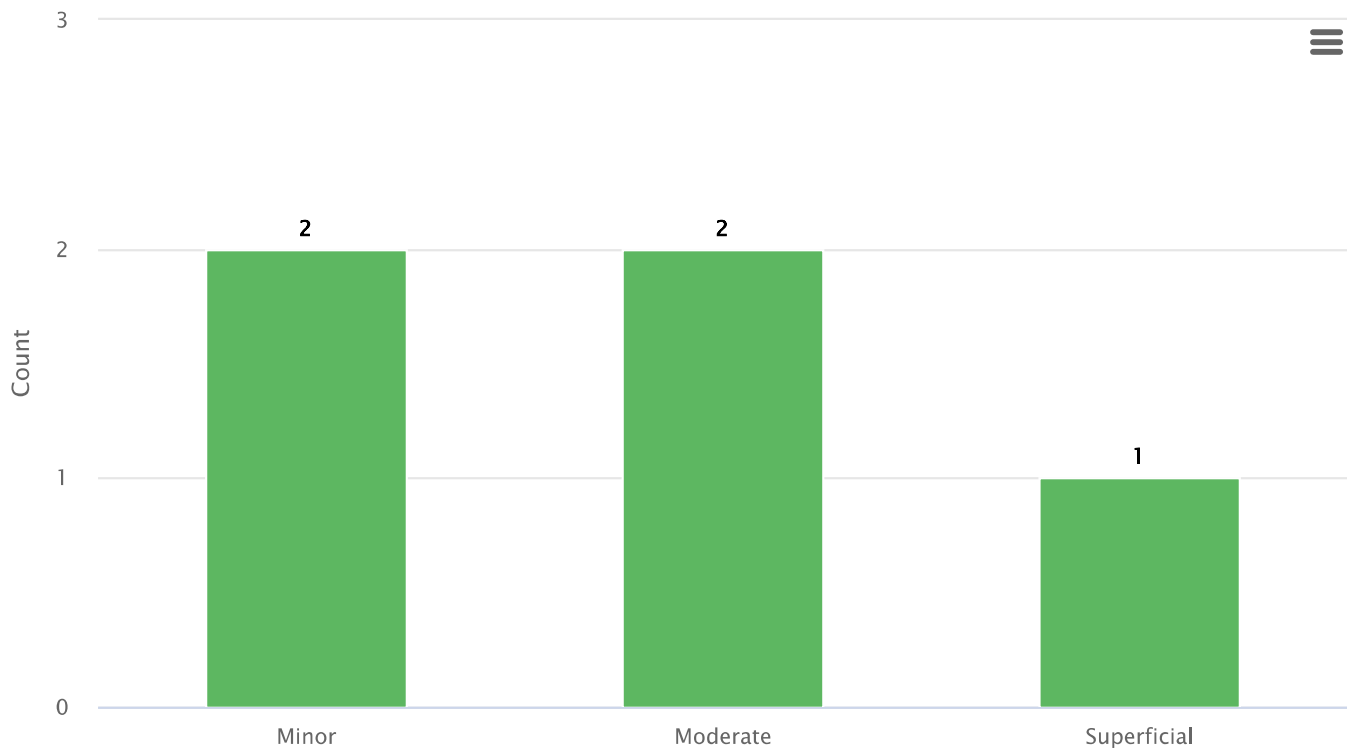
Total Incidents reported YTD

17

Incident by type



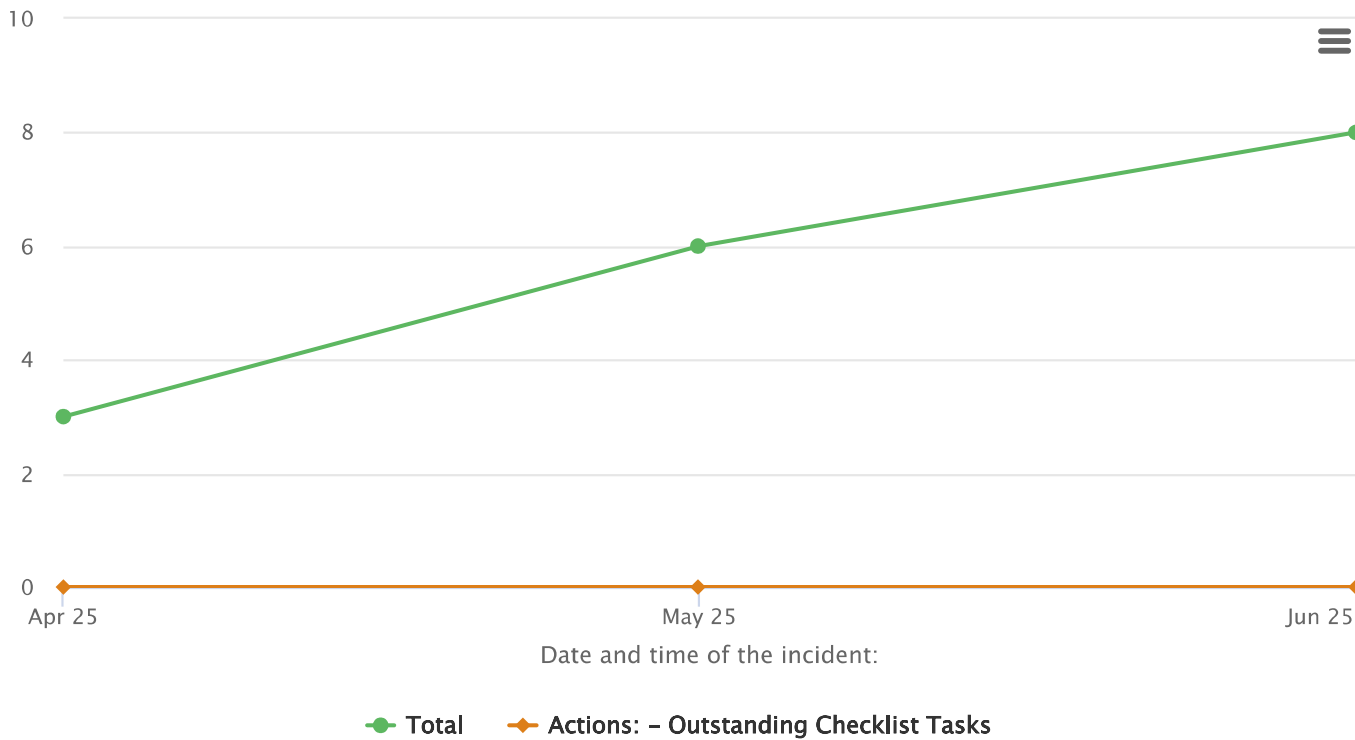
Severity of Incident



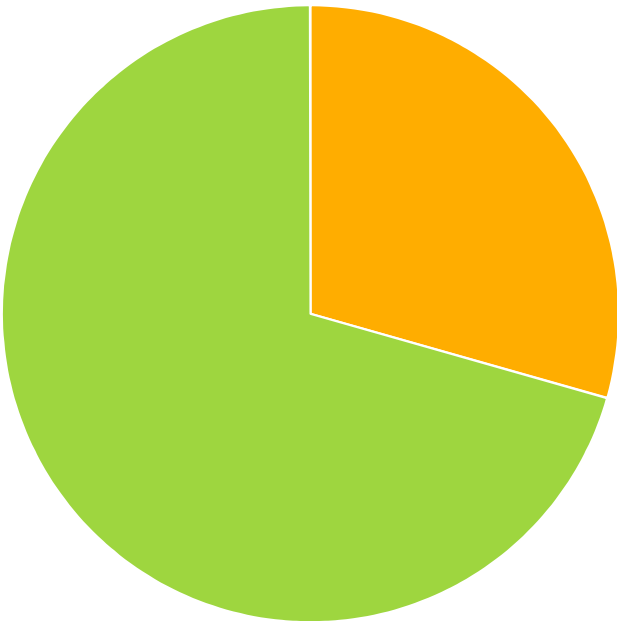
Incident by person involved



Incidents recorded over time



Incident status



Open – 5 (29.41%) Closed Out – 12 (70.59%)

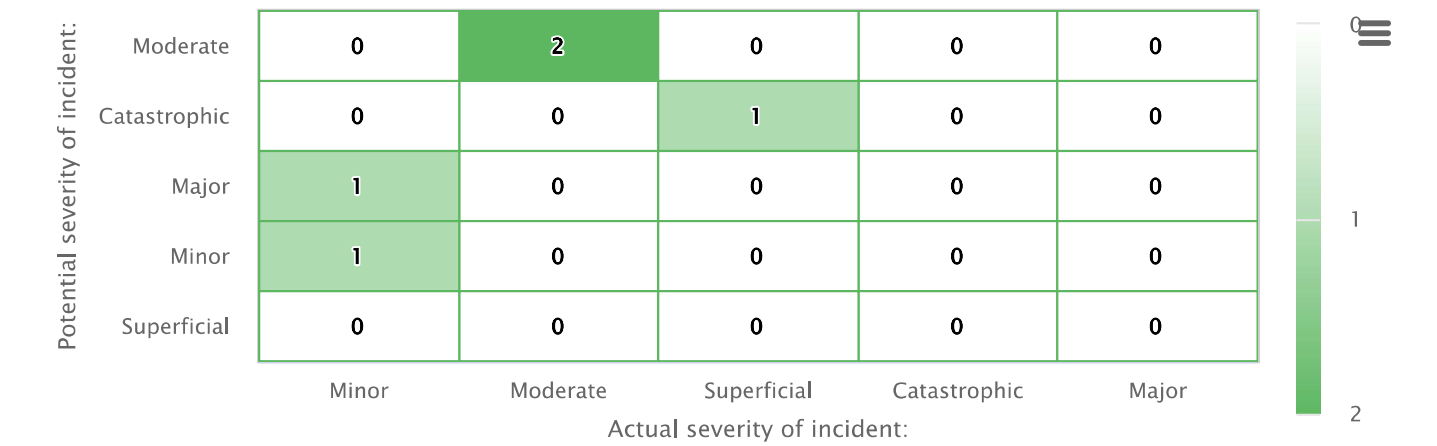
Event type by severity

Type of incident:	Property Damage	1	1	0	0	0
	Psychosocial	1	1	0	0	0
	Fire/Smoke	0	0	1	0	0
	Chemical	0	0	0	0	0
	Illness	0	0	0	0	0
	Injury	0	0	0	0	0
	Near Miss	0	0	0	0	0
	Security	0	0	0	0	0
	Transport	0	0	0	0	0
		Minor	Moderate	Superficial	Catastrophic	Major
Actual severity of incident:						

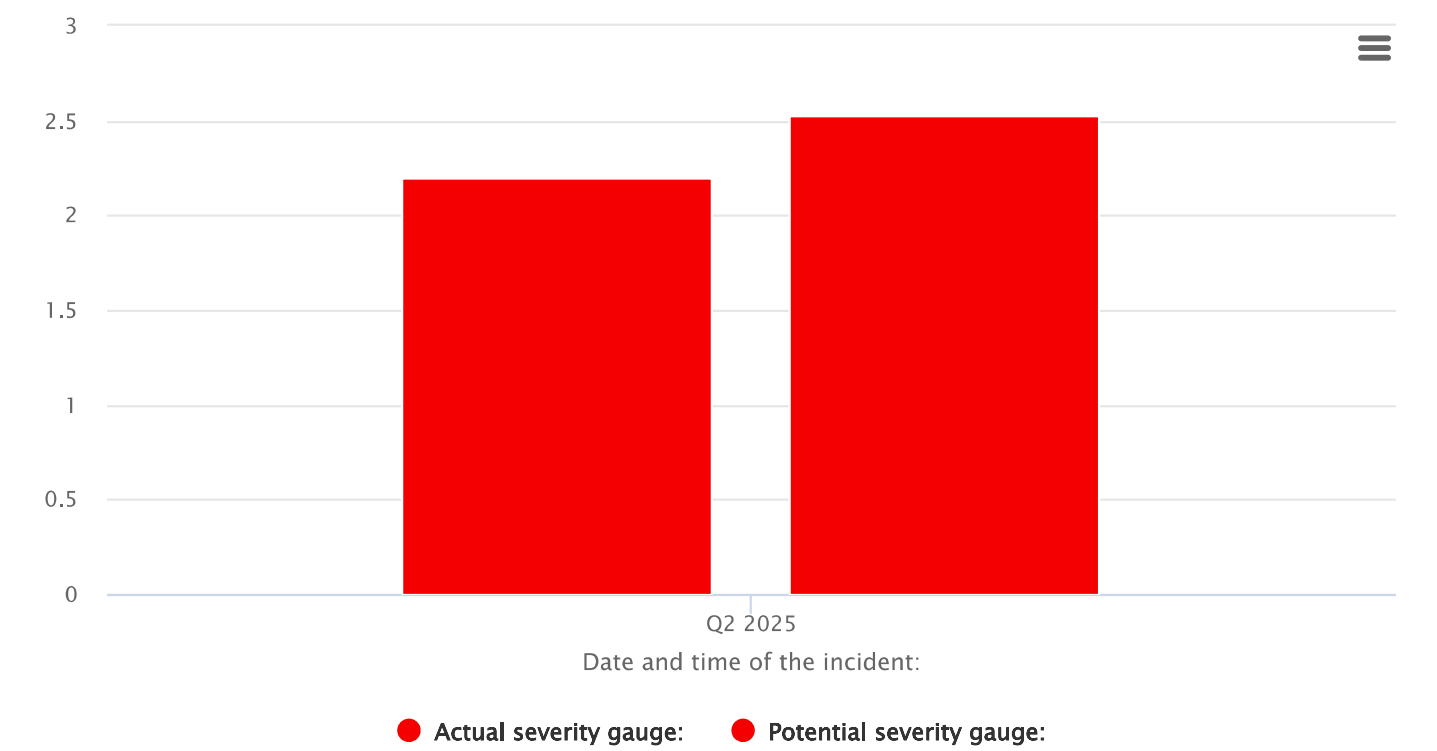
Notifiable events

0

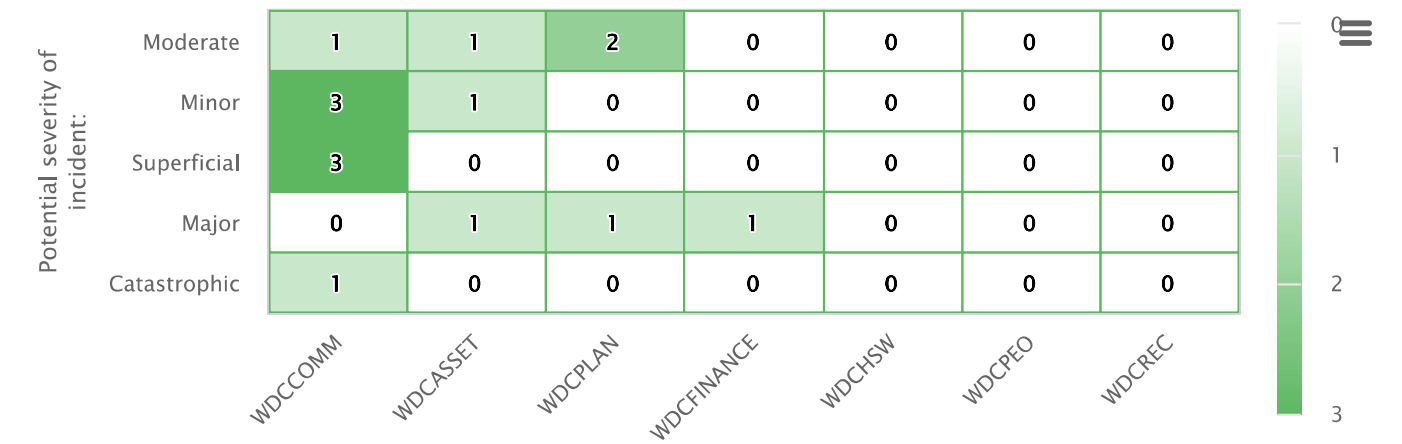
Actual vs Potential Severity



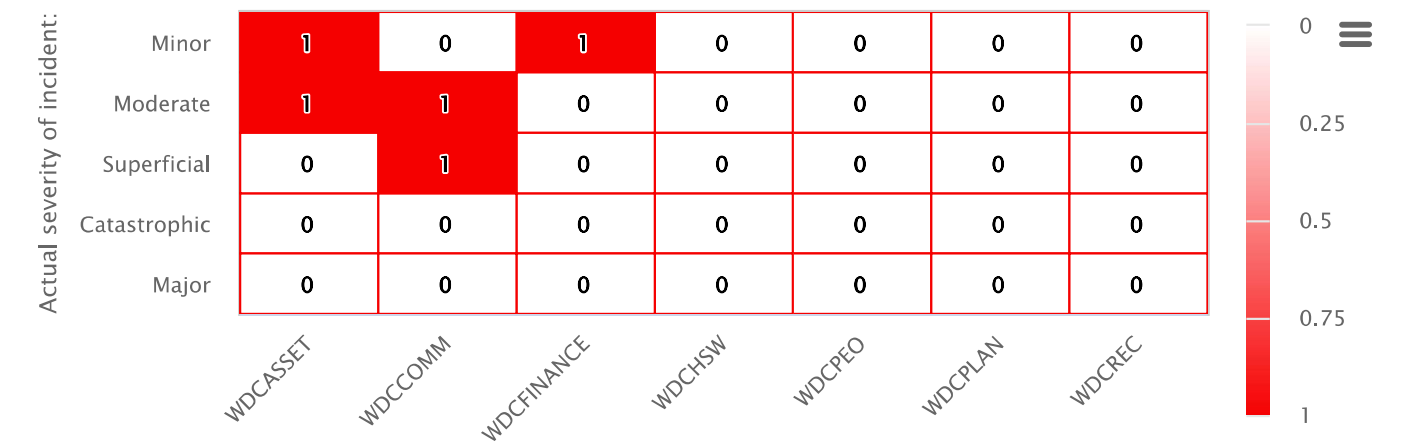
Actual & Potential Risks (Quarterly Average)



Severity by location



Severity by location



Wairoa District Council Annual Health Monitoring /Exposure monitoring Summary report

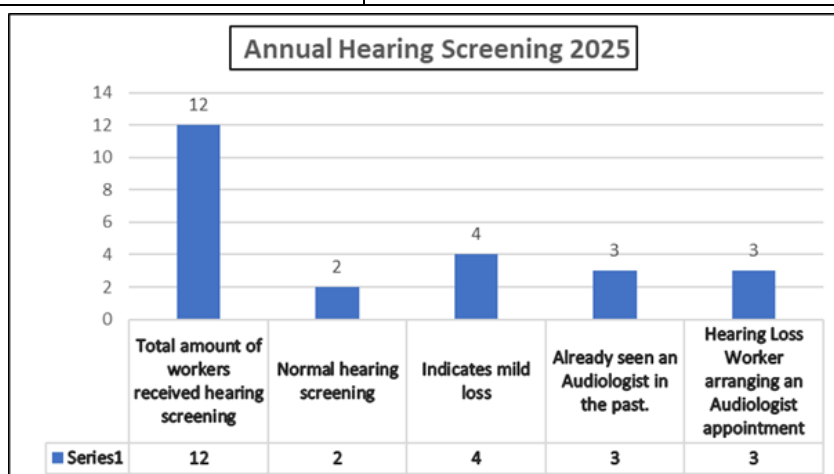
Health Monitoring consist of the following depending on the workers role/tasks.

- ☐ Hearing screening. Audiogram screening graph and questionnaire, examination of your ears (canal and ear drum) using an otoscope.
- ☐ Lung function screening, spirogram graph and questionnaire (Height, weight, blood pressure)
- ☐ Spirometry screening respiratory questionnaire.
- ☐ Musculoskeletal Assessment questionnaire, exercise movements. (Work related musculoskeletal disorders refer to injuries or conditions of the musculoskeletal system that occur when work demands lead or contribute to the discomfort, pain, or injury e.g. strains or sprains.
- ☐ Hand Grip Strength Screening.
- ☐ Visual Acuity screening due to the tasks you undertake e.g. Animal Control workers exposed to zoonotic disease.
- ☐ Health screening questionnaires for Zoonotic Disease

Biological exposure monitoring-It usually involves taking blood or urine samples to test for a substance (or a metabolite of a substance) workers are working with. (Trace Metals/Hepatitis screening, zoonotic disease.)

Report date	20 th June 2025
Completed by	Joanne Graham Occupational Health Nurse 027-418-0303 jo@loophs.co.nz www.loophealthsafety.co.nz LOOP HEALTH & SAFETY LTD

Total number of workers who received annual Health Monitoring on the 29 th of May 2025.	15 workers
<ul style="list-style-type: none"> Hearing Screening questionnaire Visual check of eardrums and canal Hearing screening 	<p>12 workers had hearing screening.</p> <p><u>Interpretation</u></p> <p>2 workers normal hearing screening.</p> <p>4 workers with mild hearing loss in 1-2 frequency/Hz-rescreen in 2026.</p> <p>3 workers with hearing loss and has been seen by an Audiologist in the past. Re referral not required.</p> <p>1 worker with hearing loss and has been seen by an Audiologist in the past, they are going to make another appointment, re assessment for hearing aids.</p> <p>2 workers screened as hearing loss they are making an Audiologist appointment.</p>



<ul style="list-style-type: none"> • Lung function screening • Includes respiratory screening questionnaire, height, weight, blood pressure. 	<p>13 workers had lung function screening.</p> <p>Interpretation</p> <p>13 normal lung function screening</p> <p>2 workers had a respiratory screening questionnaire due to being in Management roles now.</p>
Musculoskeletal Assessment questionnaire, exercise movements, hand grip strength screening.	<p>9 workers completed this.</p> <p>1 worker is making a GP appointment for right elbow stiffness.</p>
Health screening questionnaires for Zoonotic Disease & Visual Screening for Animal Control Workers	2 workers had this screening.
<p>Biological Exposure Monitoring</p> <p>Hepatitis A & B</p> <p>(Workers potentially exposed to sewage/dirty nappies/blood/bodily fluids/needles).</p>	<p>Some workers already have immunity to Hepatitis A & B and do not require the blood test.</p> <p>3 workers have been given a lab form to do a blood test; the results will come to the Occupational Health Nurse and the Workers GP.</p>
<p>Biological Exposure Monitoring for zoonotic disease- blood test.</p> <p>(toxoplasmosis, toxocara, echinococcosis)</p>	2 workers have been given a lab form to do a blood test; the results will come to the Occupational Health Nurse and the Workers GP.
<p>Biological Exposure Monitoring for Trace Metals-Sampling of Industrial wastewater. Blood & Urine Test.</p> <p>(e.g. mercury, whole blood lead, cadmium, urine chromium, zinc, plasma copper, urinary arsenic).</p>	2 workers have been given a lab form to do a blood & urine test the results will come to the Occupational Health Nurse and the Workers GP.

Summary

- 3 workers are arranging an Audiologist appointment for a hearing test.
- No GP referrals for follow up lung function assessment.
- 4 workers have been asked to come to the next clinic for follow up blood pressure.
- 1 worker is making a GP appointment for pain and discomfort.

Collated by
Joanne Graham
Occupational Health Nurse
jo@loophs.co.nz

LOOP HEALTH AND SAFETY LIMITED




Wairoa District Council

Employee Skin Cancer Screening Report 17.6.25

MoleMap New Zealand
Stephanie Larkin



WAIROA
DISTRICT COUNCIL

molemap
Check. Detect. Treat.



AIM OF THIS REPORT

- To identify and review the incidence of skin cancer.
- To highlight the benefits of running an early detection programme.
- To identify strategies to improve employees skin cancer knowledge and encourage sun safe behaviours in and out of the workplace.
- To identify potential organisational risk
- To summarise the feedback from service users, including satisfaction rates, testimonials and any areas identified for improvement.
- To summarise & identify strategies to improve employees skin cancer knowledge and encourage sun safe behaviours in and out of the workplace.



THE PROGRAM & SERVICE

Each employee attended a consultation with a MoleMap Melanographer, which consisted of the following:

- Full Body Skin Check
- Digital Imaging of any concerning lesions
- An individual risk assessment
- Educational handouts on skin cancer and self-checking
- One on one education with specific attention to:
 - Level of sun damage
 - Potential risk of developing melanoma
 - Sun screen use
 - General skin cancer facts
- Dermatologist diagnosis of all imaged lesions

Post consultation, every employee that had lesions imaged has received a personalised report outlining their skin cancer risk factors and the Dermatologist diagnosis for any lesions of concern.

MoleMap actively follows up with all employees who have a potential melanoma requiring treatment.





RESULTS

A total of 36 Skin Check appointments were completed for Wairoa District Council Employees. 67 lesions were imaged for dermatologist review

Results

36 employees examined to date.

67 lesions were imaged for Dermatologist review.

These Lesions showed features of skin cancers or had the potential to change over time.

Dermatologist Findings

Major Category	Lesions	Patients
Melanoma	2	1
Basal Cell Carcinoma	3	1
Squamous Cell Carcinoma	6	4
Actinic keratosis	7	4
Atypical naevus	7	6
Inflammatory Disorder	1	1
Uncertain significance	2	2
Other non-malignant	1	1
Benign keratosis	8	5
Melanocytic naevus	29	15
Other benign	1	1
Total	67	21

Recommended Actions

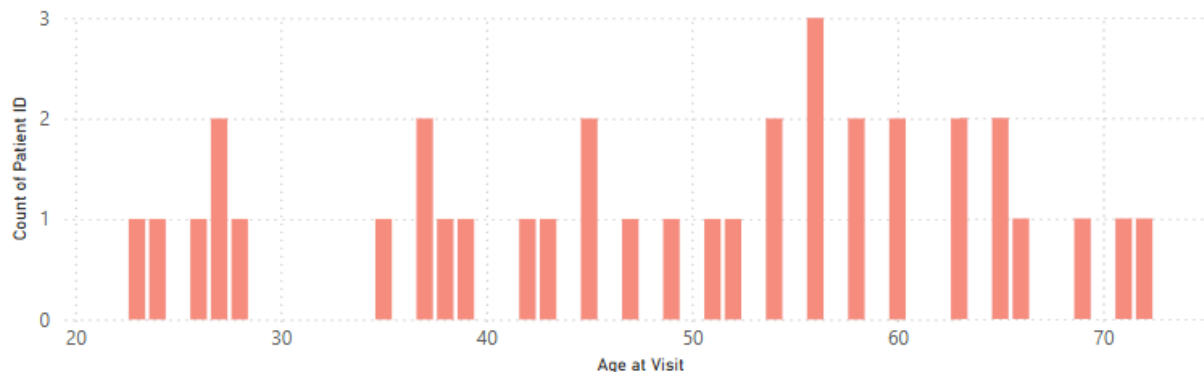
Category	Lesions	Patients
Self-monitor	6	4
Excision	12	5
Superficial treatment	11	7
Short-term followup	8	7
Total	37	16

Dermatologist Concern

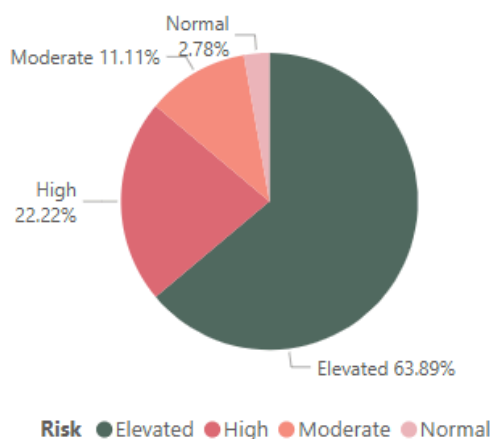
11 Skin Cancer lesions were diagnosed on patients examined. Of the lesions identified, the dermatologist has made their recommendations known to the patients individually on what requires further treatment. Further treatment can include removal of defective skin cells, excision, cryotherapy (freezing), a visit to a specialist in 3 months, 6 months or 12 months or additional monitoring at 3 or 6 months by MoleMap.

RESULTS

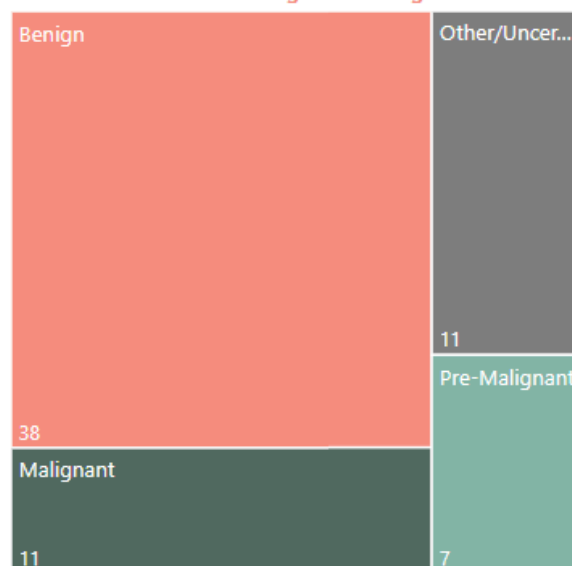
Age Distributions



Risk Groupings



Dermatologist Findings



Summary

I think it is important to highlight that 86% of staff fall into the high risk and elevated risk groupings. This is over half of your staff that fall within the highest risk grouping, so it is so important that they are having their skin checked regularly.

- This is a risk grouping that is made up of personal history of melanoma, family history of melanoma, personal history of Non-Melanoma Skin Cancer, age, skin type (determined on the Fitzpatrick scale), Atypical Naevi (How many unusual looking moles they have), Actinic Damage (Visible sun damage level), hair colour and number of lesions.



CONCLUSION

To reduce skin cancer risk, yearly screening is recommended. For most people, one year is a good amount of time between skin checks. If there were to be changes in an employee's skin, they can be identified early and treated accordingly. Should employees notice any skin morphology change, they should have it seen by their doctor, or visit a local MoleMap clinic before this time.

Employees have been educated on and should have a greater understanding of the following:

- The different types of skin cancer and what causes skin cancer
- The warning signs of skin cancer
- Who is at risk of developing skin cancer
- What sun damage is and how is it treated
- What does sun damage mean for the individual
- The importance of self-checking and how to identify change
- The importance of regular medical consultation
- Information about their own personal risk profile in regards to developing skin cancer (low, medium, high and very high)
- The benefit of sunscreen and application technique
- The benefit of protective clothing
- General sun safety and skin cancer facts

Serious sun damaged was evident on several of employees when they attended MoleMap; this included the identification of actinic keratoses. This is precancerous and can be monitored/treated to ensure that skin cancer does not develop.

The screening programme proved extremely worthwhile as 11x different skin cancers have been diagnosed. 2x Melanoma 3x Basal cell carcinomas and 6x squamous cell carcinomas were identified, and while they are slower growing skin cancers, they do require treatment and the dermatologist has made their recommendations known to the patients individually in their reports.

The best treatment for any skin cancer is early detection, as this is when it is most treatable. It is important to note also that many of the lesions that were diagnosed as skin cancer were not identified by the patient.



PROGRAM SUMMARY

New patients to MoleMap now have a better understanding overall of the serious nature of skin cancer and what they need to do on a daily basis to minimise future damage and decrease their risk of developing a skin cancer.

Through education and continual skin checks it is our aim to increase the number of individuals who self check and identify suspicious lesions for review by a Melanographer.

Options for yearly screening include:

- Onsite MoleMap Skin Check screening.
- Vouchers provided to employees to attend MoleMap clinics offsite.

Other

- Consider initiatives for protection and early detection to ensure that employee knowledge and awareness does not diminish – i.e educational newsletter, staff summer care pack, educational seminars.
- Setup a programme to educate and screen all employees yearly.
- Self-check guides and general skin cancer education.



APPENDIX 1: DEFINITIONS

Incidence of Potential Melanoma

Melanoma is a dangerous skin cancer that can be fatal if not detected early. Sun exposure is one cause of melanoma, however it is important to note that this type of skin cancer can appear anywhere on the body where there is skin and 10% of melanoma will occur in areas that do not see the sun. The risk factors for developing melanoma include:

- Fair skin
- Sun exposure – particularly in childhood
- Occupational sun exposure, especially at peak periods of the day
- Repeated incidences of sun burn or sun bedding
- Personal and/or family history of melanoma
- A large number of abnormal moles, large in size, with an irregular shape and multiple colours

Early melanomas are removed surgically. The extent of surgery depends on the thickness of the melanoma and its site on the body. Most thin melanomas do not need extensive surgery. They are usually removed using a local anaesthetic and the area is then stitched. A small area of normal skin around the melanoma is also excised to make sure that all the melanoma cells have been removed. For thicker melanomas a much wider area of skin is cut out and a skin graft may be necessary. If melanoma is confirmed, the doctor should examine the whole body to see if any cancer cells have spread to other areas. It is recommended that the patient has 3 monthly skin checks for 1 year, six monthly for the following two years and then annual check-ups (Guidelines for the Treatment of Melanoma in NZ and Aus, 2008).

MoleMap recommends that individuals get to know their own skin by self-checking four times a year, this way, should a change occur in a lesion the individual is aware and can seek medical advice immediately. We also recommend an annual follow up checks by MoleMap so we can track any new moles or changes in skin lesions.

Basal Cell Carcinomas (BCC) and Squamous Cell Carcinomas (SCC)

Basal Cell Carcinomas are the most common and least dangerous skin cancer. Nonetheless they are a skin cancer and can cause significant scarring and may result in skin grafts on removal. Therefore they must be treated as early as possible. Generally they are found on sites exposed to the sun such as head, neck and upper torso and BCCs typically affect individuals who have had quite a lot of sun exposure or repeated episodes of sunburn. Individuals who have had one BCC are at an increased risk of developing another one within the next year or so.

Squamous Cell Carcinomas are the second most common skin cancer and if left undetected and untreated they may spread to other parts of the body such as tissues and organs. Similar to BCCs, SCCs are most common in areas exposed to the sun. Individuals with a substantial history of sun exposure are at risk of developing an SCC, as are those whose occupations require long hours outdoors or who spend extensive leisure time in the sun.

Sun Damage/Actinic Keratosis

The presence of significant sun damage predisposes an individual to the development of skin cancer over time. These individuals are at a high risk of developing skin cancer in the future and require ongoing and regular skin checks to identify any changes or development of skin cancers. Sun damage can be the first step in the development of skin cancer. It is thus a precursor of cancer or a pre-cancer. If treated early almost all sun damage can be eliminated without becoming skin cancers, but untreated about 10% of these lesions will progress to SCC. Individuals who have had cumulative sun exposure, a history of extensive sun exposure and those who work outdoors or through sports or recreational activities are at a greater risk of developing sun damage.

It is important to note that damage done in the past may take many years to develop and appear, a clear skin check only indicates changes and problems on the skin that particular day and does not exclude the possibility of a new lesion developing or an existing lesion changing over time.

APPENDIX 2: SKIN CANCER IN NEW ZEALAND & AUSTRALIA

General Statistics*

- New Zealand has the highest rate of Melanoma in the world followed by Australia with the second highest
- 2 out of 3 New Zealanders and Australians will develop some form of skin cancer in their lifetime
- Over 65,000 people are diagnosed with some form of Skin Cancer every year in New Zealand and over 550,000 in Australia.
- Skin cancers account for around 80% of all new cancers diagnosed each year.
- Each year New Zealanders and Australians are four times more likely to develop a common skin cancer than any other form of cancer

Melanoma

Melanoma is a life threatening, highly aggressive form of skin cancer. It is thought to be related to both sun exposure and genetics. Each year in NZ over 4000 people are diagnosed with Melanoma and it is responsible for over 356 deaths in NZ. In Australia over 16,00 people are diagnosed with melanoma with melanoma responsible for over 13,00 deaths each year.

Why is it important to offer Skin Checks to identify Melanoma?

Interest in checking for melanoma is based on the potential for detection and treatment of significantly thinner malignant melanomas, since persons in whom thinner melanoma's are detected and excised experience a better outcome than those detected with more advanced disease. For non-melanoma skin cancer, early detection of squamous cell carcinoma can also reduce the rate of deaths if treated early, while for basal cell carcinomas, for which the rates of death are much lower, the benefits of offering checks would relate to reductions in illness, medical costs and scarring.

Can melanoma be prevented?

Melanoma is almost totally preventable. Exposure to excess ultraviolet (UV) radiation is the major factor in its development and one which is amenable to behavioural intervention.

If diagnosed and treated early, the survival rate for people with melanoma is high.

Melanoma is associated with exposure to ultraviolet radiation from the sun. Artificial ultraviolet light, can also cause skin damage and increase the risk of melanoma. Melanoma seems to be related to episodes of sunburn that are short and sharp, especially during childhood which is a crucial time for sun protection. It is also associated with prolonged exposure to ultraviolet radiation.

Prognosis/Outlook

The majority of people with melanoma can be treated very effectively if the melanoma is diagnosed at an early stage, when the cancer is confined to the epidermis and upper dermis. The location of the melanoma on the body appears to have a bearing on one's prognosis. Melanomas on the limbs have a better outlook than those on the trunk, head or neck.

*Statistics provided by the New Zealand Cancer Society and the New Zealand Cancer Registry.

Non Melanoma Skin Cancers

These are the most common forms of skin cancer and most are related to sun exposure. As there are no regulations in New Zealand for collating the histology of skin cancers such as Squamous Cell Carcinoma (SCC) and Basal Cell Carcinoma (BCC), accurate national statistics are not available.

APPENDIX 2: SKIN CANCER IN NEW ZEALAND & AUSTRALIA (CONTINUED)

Skin Cancer Checks

- Full Body Check (as per the MoleMap Skin Check)
- Spot Check: A spot check involves checking only an area or lesion that a patient/individual is concerned about. This is the type of check that most GP's will do unless specifically asked to do a full body check. Please note MoleMap does not endorse spot checks for workplace screening, we strongly recommend full body checks for the following reasons:
 1. Most skin cancers occur in the areas of the body that are frequently exposed to the sun, however skin cancers can occur on any skin surface, even areas that don't even see the sun.
 2. Early skin cancers can be difficult to detect and are often present without causing any symptoms. This means a individual may have a skin cancer that they are not aware of.
 3. The Dermatology Nurse can examine areas of the body that are difficult for individuals to examine themselves i.e. back, neck, back of thighs and soles of feet.

MoleMap advises, as does the Australasian College of Dermatology, a yearly full body skin check. In addition, individuals should be conducting a self-check 4 times a year to get to know their own skin and identify changing spots.

Recent MoleMap Data

- Patients are not very good at correctly identifying melanoma –Patients miss 80% of lesions suspicious of melanoma
- Patients miss twice as many lesions suspicious of melanoma on their backs as opposed to visible parts of their body.
- This suggests that patients worry unnecessarily about benign lesions (moles that are perfectly fine) and are missing the vast majority of suspicious lesions. Education is important so that patients more aware of their risk and what to look for, however a thorough skin check by a skilled health professional is far more specific and sensitive for melanoma.

FURTHER RECOMMENDATIONS

General Statistics*

Below are guidelines based on the Cancer Council Australia and New Zealand Cancer Control Strategy Action Plan (Cancer Control Task Force, MOH, 2005)

- Implementation of a workplace sun protection policy for outdoor individuals including regular communication and education about workplace sun safe practices to all outdoor personnel.
- An annual full body skin check and education programme for all personnel. Regular general education to be communicated to employees on the types of skin cancer, the early warning signs and the importance of self-checking.
- Consider offering a wider range of sunscreens suitable across various skin types, focussing on SPF 30+ lip balm, sunscreen and/or spray and a fragrance-free sunscreen suitable for sensitive skin and face areas.
- Sunscreens to be used to complement but not to replace physical methods of UV protection.
- Development of an internal communication programme based on skin cancer and sun safety awareness to be disseminated to individuals throughout the year to keep protection and prevention topical and at the front of all individuals' minds.
- Signage to be placed in workplace areas to remind individuals when and how to apply sunscreen and education given semi-annually during toolbox talks. Hands, faces and chest are areas of specific concern.
- Regular internal audits to ensure outdoor individuals are correctly utilising sun safe clothing, sunglasses, hats and sunscreen.
- Use the New Zealand Metservice or the Bureau of Meteorology Australia for UV Index information to inform individuals of the particular risk they are faced with

Health, Safety, Wellbeing Strategy 2024 - 2027

Update for FAR Committee
June 2025



WAIROA DISTRICT COUNCIL

Strategic Activity Plan – Appendix 1**Goal 1: Establish an Independent Self-Audit in 2024-25, and External Audit in 2026-27**

Objective / Activity	Update	Due Date	Comments	Status	Action	Comments / Status	Actions Due Date
1.1 Evaluate external HSW audit product.	Will use EcoPortal ISO compliance module. Phase II, section. (July/Aug2025)	2024-2025		In Progress		ISO compliance module to be implemented Phase II	
1.2 Facilitate the internal audit with key staff from various work groups.		2025-26		Not Started			
1.3 Complete the audit within an acceptable timeframe.		2025-26		Not Started			
1.4 Review all outcomes with appropriate staff.		2025-26		Not Started			
1.5 Report findings to Management, staff, FAR committee.		2025-26		Not Started			
1.6 Select an external auditor to complete the same audit.		2026-27		Not Started			
1.7 Assist external auditor where required.		2026-27		Not Started			
1.8 Report findings to management, staff, FAR committee.		2026-27		Not Started			
1.9 Review audit for appropriateness for WDC and review corrective actions and/or recommendations.		2026-27		Not Started			

Goal 2: Improve EcoPortal Reporting to Leadership Groups (Total Revamp of EcoPortal System included as at August 2024)

Objective / Activity	Update	Due Date	Updated Date	Status	Action	Comments / Status	Actions Due Date
2.1 Collaborate with other Council EcoPortal users in NZ, user group setup.	Working through EcoPortal Council user group, setup.	2024-2025	August 2024	Completed.		In Progress.	
2.2 Establish the needs from management for improved reporting.	In project plan with EcoPortal.	2025-26	June 2025	Completed.		Improved reporting through Dashboards Phase I. Phase II will bring more reporting options. WIP.	
2.3 Collaborate with WDC IT	Initial plans discussed with IT, explaining the plan and project plan.	2025-26	August 2024	Completed.			
2.4 Design the layout of the reporting for each section.	In EcoPortal Battle and project planning.	2025-26	June 2025	Completed.		Improved reporting through Dashboards Phase I. Phase II will bring more reporting options. WIP.	
2.5 Collaborate with EcoPortal on reporting solutions, if when required.	Templates from other Councils will be loaded for WDC. We will discuss those before finalising reports with each Business Unit.	2025-26	June 2025	Completed.			
2.6 Test and trial new reporting for each business unit.	In EcoPortal project planning. Each business unit will have input and a say in how the reporting will be presented.	2026-27	June 2025	In progress.			
2.7 Roll out, train and coach users in the reporting tools.	In HSWO Program of Work, training planning.	2026-27	June 2025	In Progress.			
2.8 HSWO to Drive the EcoPortal project in collaboration with EcoPortal for WDC.	In Battle plan. HSWO driving the project.	2024-27	October 2024.	In Progress.			

Goal 3: Create a Psychological Health and Psychological Safety Standard and Toolkits

Objective / Activity	Update	Due Date	Updated Date	Status	Action	Comments / Status	Actions Due Date
3.1 Establish a Project Team.	6x EcoPortal in Project Team. Project setup to start in last week of October 2024. Each business unit will be involved with their areas of the project for input, champions to be established within the business units. Milestones, celebrations.	2024-2025	March 2025	Completed.	15 Champions being coached to train out as new modules come into effect.	Completed.	
3.2 Consult with IT and EcoPortal.	WDC IT will be involved with licencing and updates as they require, as per WDC IT Managers advice. EcoPortal project IT team will liaise with WDC IT.	2024-26	March 2025	Completed.		Completed.	
3.3 Encompass and Prioritise: Above and below the line behaviours. Fatigue Management. Bullying and Harassment. Stress Management. Burn Out. Psychological Safety. Write a psychological safety and health standard for HSW Framework Tier 2.	EcoPortal have a psychological module. HSWO has started a psychological standard for HSW Framework Tier 2.	2025-26	March 2025	Completed.	Psychological Safety in Ora now. Includes, stress, fatigue, bullying & harassment. Above/below the line for HR. Psychological safety and health standard completed.	Completed.	
3.4 Import current information into EcoPortal upgraded modules/system.	Decision was that with the minimal information in current EcoPortal system, we will leave that and start fresh. Data can still be used if needs be. (Not enough information.	2024-25	August 2024	Completed.	Decision to not migrate information.	Completed.	August 2024

3.5 Ensure it is mandatory for all staff to attend workshops and trainings.	TKA to lead their staff.	2024-27	October 2024	In progress.			
3.6 Ensure EcoPortal is embedded into the HSW Induction process.	Induction will be developed within the EcoPortal system.	2024-27	March 2025	Completed.	Completed.	Target: Fully integrated into EcoPortal by end of 2025.	
3.7 Review program after year one.		2025-27	October 2024	Not Started.			
3.8 Feedback from a staff survey.		2025-27	October 2024.	Not Started.			
3.9 Measure if improvements to WDC Culture have been established with the program of work.		2026-27	October 2024	Not Started.			

Goal 4: Establish a Health, Safety, and Wellbeing Strategy for 2024-2027

Objective / Activity	Update	Due Date	Updated Date	Status	Action	Comments	Actions Due Date
4.1 use an internal self-audit tool to plan and guide the strategy for the next three years.	Developed, working on updates.	2024-2025	October 2024	In progress.			
4.2 Update actions in the self-audit and those state as WIP at the time of submitting report.		2025-26		Not Started.			
4.3 Write a strategy the encompasses an introduction from the CE.		2024-25	August 2024	Completed.			
4.4 Get approval of strategy by CE and leadership.		2024-25	August 2024	Completed.			
4.5 Create KPIs as per strategy for all HSW.	KPIs for HSWO set.	2024-27	March 2025	Completed.	Relies on HR to get clear HS imbedded into JDs.	KPIs for 3 groups TKA Managers Workers	
4.6 Ensure regular reporting is communicated appropriately and timely to leadership and FAR committee.	EcoPortal will enhance reporting. In Battle plan, starting end of October 2024.	2024-27	March 2025	Completed	March 2025 first new look reporting. Requires feedback.	Every growing reporting as we migrate through the phases and users updating the system.	
4.7 Review annually on progress.		2025-27	October 2024	Not Started.			

Goal 5: Improve Near Miss Reporting

Objective / Activity	Update	Due Date	Updated Date	Status	Action	Comments	Actions Due Date
5.1 Create and establish a near miss reporting information toolkit.	EcoPortal have a good reporting section for users. <i>Under Report Something! Spot it, Fix it!</i>	2024-2026	June 2025	In progress.	Part of the training plan.	Phase II will have this section	
5.2 Train health and safety representatives as champions.		2025-26	June 2025	In progress.	As new modules come, they will be trained. Currently training has happened for stage 1.	Training sessions to date have been completed.	
5.3 Communicate with all staff through the HSWO newsletter and HSW Committee.		2024-25	March 2025	Completed.			
5.4 HSWO to ensure training and coaching is communicated throughout the project.		2024-25	June 2025	In progress.	Constant communication.		
5.5 Reporting to be reviewed to see if improved reporting has been achieved.		2025-27	June 2025	In progress.	Constant upgrade of reporting as we develop modules		
5.6 Lessons Learnt/Reviews.		2026-27	October 2024	Not Started.			

- Key:
- Yellow = In progress.
 - Pink = Deferred/On hold.
 - Red = Not started.
 - Green = Completed.

8.2 2024-25 ANNUAL REPORT

Author: Michael West, Business Analyst

Authoriser: Gary Borg, Tumu Whakarae Tuarua | Deputy Chief Executive & Group Manager - Finance and Corporate Support

Appendices: Nil

1. PURPOSE

- 1.1 This paper provides an update to the Committee on the preparation of the 2024–25 Annual Report. It outlines statutory requirements, current progress, and the proposed approval pathway considering the 2025 local body elections. No decisions are required by Committee at this stage.

RECOMMENDATION

The Business Analyst RECOMMENDS that Committee receive the report.

2. BACKGROUND

- 2.1 In accordance with Section 98 of the Local Government Act 2002, local authorities are required to prepare and adopt an Annual Report each financial year. The Annual Report provides a critical accountability mechanism by comparing actual performance against the intentions set out in the 2024-27 Long-Term Plan.
- 2.2 The project team has commenced the development of the 2024–25 Annual Report. The general layout of this year’s Annual Report will follow a similar pattern to previous years. That being a 3-section document will be produced consisting of a scene setting section, followed by non-financial performance results and financial performance results.
- 2.3 As part of the annual external audit process, Ernst & Young, acting on behalf of the Office of the Auditor-General, will undertake an audit of the draft report. The project team is actively engaging with our audit partner to ensure that the report satisfies all compliance standards, with the objective of achieving an unmodified audit opinion.

3. ANNUAL REPORT TIMELINE

- 3.1 As noted above the completed Annual Report is dependent upon the receipt of a satisfactory Audit Report.
- 3.2 Working backwards from this date and considering the timing of Local Government elections. it is proposed that the Finance, Audit and Risk Committee consider and endorse the final Annual Report at an extraordinary meeting in October 2025, it is expected this Committee will then recommend the complete Annual Report for adoption by the incoming Council at its first official meeting, expected to take place in late October 2025.
- 3.3 The project team aim to have a complete draft of the Annual Report for distribution in August 2025. This will allow for in depth discussions to occur when Audit representatives arrive on site in September 2025.

- 3.4 It should be noted that Audit requests are already underway with information constantly being requested and submitted. The onsite visits are to gain further understanding of systems and processes and complete the triangulation of evidence.
- 3.5 The Table below provides a high-level timeframe for the delivery of the 2024-25 Annual Report.

Task	Delivery Date
Non-Financial Reporting Measures Completed	23 July 2025
Performance Stories Completed	31 July 2025
Annual Report Section 1 (Overview) Completed	8 August 2025
Annual Report Section 2 (Statement of Service Performance) Completed	22 August 2025
Annual Report Section 3 (Financials) Completed	22 August 2025
Complete Annual Report Draft	22 August 2025
Auditor Site Visits to complete triangulation of evidence	29 September-10 October 2025
Audit Completion	17 October 2025
Verbal update from Auditors	24 October 2025
Endorsement of Annual Report by FAR Committee	24 October 2025
Presentation of Annual Report to Council	27 October 2025

4. CORPORATE CONSIDERATIONS

What is the change?

- 4.1 No change

Compliance with legislation and Council Policy

- 4.2 Completion of the Annual Report ensures compliance with Council Policy

What are the key benefits?

- 4.3 Treating the delivery of the Annual Report as a project ensures completion of the document in an efficient and timely manner.

What is the cost?

- 4.4 Not applicable

What is the saving?

- 4.5 Delivering the Annual Report using available project management tools should help ensure there are no Audit cost overruns.

Service delivery review

- 4.6 Not applicable

Māori Standing Committee

- 4.7 An Annual Report project update will be provided to the Māori Standing Committee at their September meeting.

5. SIGNIFICANCE

- 5.1 The preparation of an annual report is administrative and of low significance.

6. RISK MANAGEMENT

- 6.1 In accordance with the Council's Risk Management Policy the inherent risks associated with this matter are:

- 6.1.1. A full project risk analysis complete with controls has been prepared as part of the suite of project documentation for the Annual Report. Identified Risks to this project are:

- 6.1.1.1. Report Content: Annual Report contains remuneration details of staff and elected members

- 6.1.1.2. Storage of Information: Commercially sensitive information is gathered as part of the Annual Report.

- 6.1.1.3. Public and Media Interest All information presented in the Annual Report will follow consistent council messaging.

- 6.1.1.4. Project Resourcing – The Annual Report preparation occurs at the same time as the Annual Audit.

- 6.1.1.5. Seasonal illness – the Annual Report preparation falls during the middle of winter which is the prime time for seasonal illnesses.

Human	Financial	Regulatory
Low	Low	Considerable
Operations	Employees	Image & Reputation
Low	Considerable	Considerable

Who has been consulted?

No consultation is required on this matter.

Further Information

Annual Reports are published on the council's website.

Confirmation of statutory compliance

In accordance with section 76 of the Local Government Act 2002, this report is approved as:

- a. containing sufficient information about the options and their benefits and costs, bearing in mind the significance of the decisions; and,

- b. is based on adequate knowledge about, and adequate consideration of, the views and preferences of affected and interested parties bearing in mind the significance of the decision.

8.3 MONTHLY FINANCIAL REPORT TO 31 MAY 2025

Author: Gary Borg, Tumu Whakarae Tuarua | Deputy Chief Executive & Group Manager - Finance and Corporate Support

Authoriser: Matthew Lawson, Tumu Whakarae | Chief Executive

Appendices: 1. Financial Report May 2025 [↓](#)

1. PURPOSE

- 1.1 This report provides information for Committee on Council's operating financial performance for the 10 months to 30 April 2025. No decisions are required by Committee at this stage.
- 1.2 This is an information report-only because it provides an update on Council's progress against objectives established and decisions previously made in the Long-term Plan 2024-27.

RECOMMENDATION

The Tumu Whakarae Tuarua | Deputy Chief Executive & Group Manager - Finance and Corporate Support RECOMMENDS that Committee receive the report.

2. BACKGROUND

- 2.1 Council's minimum statutory obligations regarding reporting, public accountability and financial management are contained in Part 6 of the Local Government Act 2002. Monitoring financial performance on Council's behalf is included in the Committee's Terms of Reference.
- 2.2 Beyond this, regular performance reporting is good practice, keeping Council and the community informed of its financial performance and position.
- 2.3 In addition, reporting during the year provides an indication of full year outcomes and informs the decision-making process for each subsequent Annual Plan and Long-term Plan.
- 2.4 The Monthly Report to 30 May 2025, attached as Appendix 1, sets out the financial results.

HE TAUĀKĪ PŪTEA WHIWHI ME TE PŪTEA WHAKAHAERE

STATEMENT OF COMPREHENSIVE REVENUE AND EXPENSE

For the period Ended 31 May 2025

	YTD	YTD	Variance		2024 YTD
	Actuals \$000	Annual Plan \$000	\$000	%	
Revenue					
Rates revenue	22,795	22,202	593	3%	17,109
Subsidies and grants	41,228	46,510	(5,283)	-11%	52,569
Petrol tax	61	53	7	13%	76
Fees and charges	4,202	3,262	941	29%	2,914
Investment revenue	1,441	1,386	56	4%	931
Miscellaneous revenue	220	220	-	0%	220
Total revenue	69,946	73,633	(3,687)	-5%	73,818
Expense					
Water supply	3,151	3,050	100	3%	2,923
Stormwater	708	774	(66)	-8%	1,065
Wastewater	3,622	3,615	7	0%	2,881
Solid waste	2,746	2,624	121	5%	2,765
Transport	31,045	21,116	9,929	47%	41,690
Community facilities	3,399	3,458	(59)	-2%	2,980
Planning and regulatory	3,459	3,864	(405)	-10%	1,965
Recovery	4,750	339	4,412	1302%	4,552
Leadership and governance	2,278	2,266	12	1%	3,662
Corporate	1,566	1,119	447	40%	1,429
Total expense	56,723	42,225	14,497	34%	65,912
Net surplus / (deficit) before taxation	13,224	31,407	(18,184)		7,906
Subvention income	-	-	-	0%	-
Net surplus / (deficit) for the year	13,224	31,407	(18,184)		7,906
Other comprehensive revenue and expense					
equipment	-	-	-		-
Total comprehensive revenue and expense for the year	13,224	31,407			7,906

Variance explanations (Actual YTD compared to YTD annual plan)

Revenue

A. Subsidies and Grants

The overall of \$5.2m primarily relates to a project to upgrade the Library building, which was included in the LTP subject to securing external funding. To date this has not occurred.

By far the main source of subsidy revenue is in the land transport activity. To date the amount received is very close to budget, however the split between actual operating subsidies and capital subsidies is approximately 60:40, compared to a ratio of 30:70 anticipated in the budget. The reason for this is that much of the work undertaken this year has been focused on emergency works packages relating to the recoveries from the 2 severe weather events in 2023 and 2024, and a significant proportion of these have been repairs and maintenance rather than renewals. In addition, as is typical the 3 year plan included \$5 million of low cost low risk improvement projects that were subject to NZTA funding. Due to the agency's commitment to recovery works this funding has not been available and these projects have not been undertaken.

These factors almost entirely explain the adverse variance in reported surplus.

B. Fees and Charges

The favourable variance of \$0.9 million is primarily driven by increased landfill fee revenue of \$630k, largely due to the June rain event. The recovery activity also led to increased revenue from resource and building consents. In these areas there is an offset with higher expenses for the same reasons.

There is also a favourable variance of \$180k in metered water charges. This is partly due to improved data capture, but mostly due to rates increases being higher than predicted in the revenue budget.

Expenses

C. Transport

The overall variance of \$9.4 million is largely driven by \$8.7 million in emergency works costs resulting from two major weather events. The remaining variance relates to sealed pavement expenditure, but is overall covered by subsidies and grants—explaining the increase in Non-Capital Subsidies.

D. Recovery

An amount of \$4.2 million was not included in the budget during the preparation of the Long-Term Plan (LTP). This variance is attributable to the impacts of Cyclone Gabrielle and the June weather event. However, these recovery costs have been fully offset by subsidies.

HE TAUĀKĪ TŪ PŪTEA

STATEMENT OF FINANCIAL POSITION

As At 31 May 2025

	YTD Actuals \$000	YTD Annual Plan \$000	Variance		2024 YTD \$000
			\$000	%	
Current assets					
Cash and cash equivalents	4,243	5,537	(1,293)	-30%	13,369
Inventories	51	81	(31)	-60%	74
Assets held for sale	18	18	(0)	0%	18
Trade and other receivables	9,150	12,118	(2,968)	-32%	8,120
Financial assets at fair value	2,053	2,638	(585)	-29%	-
Total current assets	15,515	20,392	(4,877)	-31%	21,582
Current liabilities					
Trade and other payables	14,663	15,533	(870)	-6%	14,754
Borrowings	-	-	-	0%	-
Total current liabilities	14,663	15,533	(870)	-6%	14,754
Working capital	852	4,859	(4,007)		6,828
Non-current assets					
Property, plant and equipment	490,396	475,052	15,344	3%	465,090
Work in progress	26,154	51,647	(25,493)	-97%	21,731
Investment in subsidiary	1,250	1,250	-	0%	1,250
Loan to related party	-	-	-	0%	-
Investment property	8,123	1,010	7,113	88%	353
Biological asset - forestry	115	115	-	0%	115
Intangible assets	14	154	(141)	-1034%	14
Assets held for sale	-	-	-	0%	-
Financial assets at fair value	-	-	-	0%	-
Total non-current assets	526,051	529,228	(3,177)	-1%	488,554
Non-current liabilities					
Trade and other payables	-	-	-	0%	-
Employee entitlements (Trade payables)	-	-	-	0%	-
Landfill aftercare	2,032	1,433	599	29%	1,378
Borrowings	9,585	7,362	2,223	23%	-
Total non-current liabilities	11,617	8,795	2,822	24%	1,378
Net assets	515,286	525,293	(10,007)	-2%	494,003
Represented by					
Equity	515,286	525,292	(10,007)	-2%	494,003

Variance explanations (Actual YTD compared to YTD annual plan)

A. Cash and cash equivalents - Trade and other receivables

Acceleration in the cash cycle, but moreover a smoothed phasing in the budget for receivables have led to the variance.

B. Work in progress

Spend to date is at 50% of budget.

Of this \$15m relates to the reprioritisation to recovery works and the absence of funding for improvements in land transport, with another \$4m that was dependent on funding for the library upgrade.

C. Investment Property

The \$7.1 million variance is solely due to the reclassification of the Gemmell's Building project from Property, Plant and Equipment (PPE) Buildings to Investment Property.

D. Borrowings

As of May 2025, our long-term borrowing stands at \$9.6 million. \$3.5 million was scheduled to mature in April 2025.

According to the budget, the full amount was expected to be repaid; however, due to funding constraints, only \$1.5 million was repaid, and the remaining \$2 million was rolled over. This has resulted in a variance from the original budget forecast.

HE TAUĀKĪ KAPEWHITI

STATEMENT OF CASHFLOWS

For the period Ended 31 May 2025

		YTD 30-Apr-25 \$000	2024 Actual \$000
Cash flows from operating activities			
<i>Cash was provided from:</i>	Rates received	23,338	18,866
	Other revenue	53,177	58,818
	Investment income	1,441	1,077
	Subvention income	-	1,050
<i>Cash was applied to:</i>	Payments to suppliers and employees	(52,594)	(61,211)
	Interest paid	(465)	(742)
	Net cash flows from operating activities	24,897	17,858
Cash flows from investing activities			
<i>Cash was provided from:</i>	Sale of property, plant and equipment	-	823
	Insurance proceeds	-	-
	Sale of financial assets	-	406
<i>Cash was applied to:</i>	Purchase of financial assets	69	(87)
	Purchase of property, plant and equipment	(21,586)	(14,662)
	Purchase of intangibles	-	195
	Loans made to subsidiary	-	(1)
	Purchase of investment properties	-	(7,923)
	Net cash flows used in investing activities	(21,517)	(21,249)
Cash flows from financing activities			
<i>Cash was provided from:</i>	Loans raised	-	(6,500)
<i>Cash was applied to:</i>	Borrowings repaid	(1,441)	(1,500)
	Net cash flows (used in)from financing activities	(1,441)	(8,000)
	Net increase/(decrease) in cash and cash equivalents	1,939	(11,381)
	Cash and cash equivalents at beginning of year	2,307	13,688
	Cash and cash equivalents at end of year	4,246	2,307
	Made up of:		
	Cash	4,243	2,307
	Short term deposits	0	-
	Cash and cash equivalents at end of year	4,243	2,307

HE TAUĀKĪ MANA TAURITE

STATEMENT OF CHANGES IN EQUITY

For the period Ended 31 May 2025

	YTD Actuals \$000	YTD Annual Plan \$000	2024 Actual \$000
Total equity - opening balance	502,065	502,065	455,992
Net surplus (deficit) for period	13,221	31,407	6,284
Other comprehensive income	-	(8,180)	39,789
Total comprehensive income	13,221	23,227	46,073
Total equity - closing balance	515,286	525,292	502,065
Components of equity			
Ratepayer's equity			
Ratepayer's equity - opening balance	172,032	172,032	163,798
Net surplus/(deficit) for period	13,221	31,407	6,284
Transfers to special reserves	-	-	(3,691)
Transfers from special reserves	-	-	5,641
Transfer from revaluation reserve	-	(8,180)	-
Ratepayers equity - closing balance	185,253	195,259	172,032
Special reserves - opening balance	22,706	22,706	24,656
Transfer to ratepayer's equity	-	-	(5,641)
Transfer from ratepayer's equity	-	-	3,691
Special reserves - closing balance	22,706	22,706	22,706
Revaluation reserves - opening balance	307,327	307,327	267,538
Net transfer to ratepayers equity	-	-	-
Transfer to revaluation	-	-	39,789
Revaluation reserves - closing balance	307,327	307,327	307,327
Total equity - closing balance	515,286	525,292	502,065

FUNDING IMPACT STATEMENT FOR 1 JULY 2024 TO 30 MAY 2025

	2023/24 AP \$000	2023/24 Actual \$000	2024/25 AP \$000	2024/25 AP YTD \$000	2024/25 YTD \$000
FUNDING IMPACT STATEMENT - WATER SUPPLY					
Sources of operating funding					
General rates, uniform annual general charges, rates penalties	165	185	260	260	253
Targeted rates (other than a targeted rate for water supply)	1,481	1,667	2,342	2,342	2,273
Subsidies and grants for operating purposes	-	13	-	-	31
Fees and charges	365	415	331	303	485
Internal charges and overheads recovered	-	-	-	-	-
Internal interest income	-	-	-	-	-
Interest and dividends from Investments	-	-	-	-	-
Local authorities fuel tax, fines, infringement fees, and other receipts	-	-	-	-	-
Total operating funding (A)	2,011	2,280	2,934	2,906	3,041
Applications of operating funding					
Payments to staff and suppliers	1,190	1,571	1,573	1,458	1,744
Finance costs	-	-	-	-	-
Internal charges and overheads applied	413	421	368	337	289
Internal interest charged	43	67	147	134	65
Other operating funding applications	-	-	-	-	-
Total applications of operating funding (B)	1,646	2,059	2,088	1,930	2,097
Surplus (deficit) of operating funding (A - B)	365	221	846	976	944
Sources of capital funding					
Subsidies and grants for capital expenditure	-	-	-	-	-
Development and financial contributions	-	-	-	-	-
Increase (decrease) in debt	(364)	(222)	2,337	1,941	(293)
Gross proceeds from sale of assets	-	-	-	-	-
Lump sum contributions	-	-	-	-	-
Other dedicated capital funding	-	-	-	-	-
Total sources of capital funding (C)	(364)	(222)	2,337	1,941	(293)
Application of capital funding					
Capital expenditure	-	-	-	-	-
- to meet additional demand	-	-	-	-	-
- to improve the level of service	11	5	283	260	35
- to replace existing assets	1,072	301	5,315	4,872	1,118
Increase (decrease) in reserves	(1,082)	(307)	(2,415)	(2,214)	(501)
Increase (decrease) of investments	-	-	-	-	-
Total applications of capital funding (D)	1	(1)	3,183	2,917	651
Surplus (deficit) of capital funding (C-D)	(365)	(221)	(846)	(976)	(944)
Funding balance ((A-B) + (C-D))	-	-	-	-	-
Expenses for this activity include the following depreciation/amortisation charge			(1,053)	(1,120)	(1,053)

FUNDING IMPACT STATEMENT FOR 1 JULY 2024 TO 30 MAY 2025

	2023/24 AP \$000	2023/24 Actual \$000	2024/25 AP \$000	2024/25 AP YTD \$000	2024/25 YTD \$000
FUNDING IMPACT STATEMENT - STORMWATER					
Sources of operating funding					
General rates, uniform annual general charges, rates penalties	30	41	71	71	69
Targeted rates (other than a targeted rate for water supply)	267	366	637	637	618
Subsidies and grants for operating purposes	-	-	-	-	-
Fees and charges	-	2	-	-	-
Internal charges and overheads recovered	-	-	-	-	-
Internal interest income	71	-	-	-	-
Interest and dividends from Investments	-	-	-	-	-
Local authorities fuel tax, fines, infringement fees, and other receipts	-	-	-	-	-
Total operating funding (A)	368	409	708	708	687
Applications of operating funding					
Payments to staff and suppliers	122	497	264	245	237
Finance costs	59	-	-	-	-
Internal charges and overheads applied	176	165	68	62	61
Internal interest charged	-	34	114	104	33
Other operating funding applications	-	-	-	-	-
Total applications of operating funding (B)	357	696	446	412	331
Surplus (deficit) of operating funding (A - B)	11	(287)	262	296	356
Sources of capital funding					
Subsidies and grants for capital expenditure	-	-	-	-	-
Development and financial contributions	-	-	-	-	-
Increase (decrease) in debt	42	778	1,125	976	42
Gross proceeds from sale of assets	-	-	-	-	-
Lump sum contributions	-	-	-	-	-
Other dedicated capital funding	-	-	-	-	-
Total sources of capital funding (C)	42	778	1,125	976	42
Application of capital funding					
Capital expenditure	-	-	-	-	-
- to meet additional demand	-	-	-	-	-
- to improve the level of service	-	594	511	468	66
- to replace existing assets	53	4	965	885	551
Increase (decrease) in reserves	-	(107)	(89)	(82)	(219)
Increase (decrease) of investments	-	-	-	-	-
Total applications of capital funding (D)	53	491	1,387	1,271	398
Surplus (deficit) of capital funding (C-D)	(11)	287	(262)	(296)	(356)
Funding balance ((A-B) + (C-D))	-	-	-	-	-
Expenses for this activity include the following depreciation/amortisation charge			(378)	(362)	(378)

FUNDING IMPACT STATEMENT FOR 1 JULY 2024 TO 30 MAY 2025

	2023/24 AP \$000	2023/24 Actual \$000	2024/25 AP \$000	2024/25 AP YTD \$000	2024/25 YTD \$000
FUNDING IMPACT STATEMENT - WASTEWATER					
Sources of operating funding					
General rates, uniform annual general charges, rates penalties	238	256	364	364	353
Targeted rates (other than a targeted rate for water supply)	2,145	2,305	3,277	3,277	3,179
Subsidies and grants for operating purposes	-	-	-	-	-
Fees and charges	-	16	25	23	15
Internal charges and overheads recovered	-	-	-	-	-
Internal interest income	43	-	-	-	-
Interest and dividends from Investments	-	-	-	-	-
Local authorities fuel tax, fines, infringement fees, and other receipts	-	-	-	-	-
Total operating funding (A)	2,426	2,577	3,666	3,664	3,548
Applications of operating funding					
Payments to staff and suppliers	1,297	1,695	2,226	2,054	2,027
Finance costs	200	-	-	-	-
Internal charges and overheads applied	340	317	562	515	501
Internal interest charged	-	304	351	322	293
Other operating funding applications	-	-	-	-	-
Total applications of operating funding (B)	1,837	2,316	3,139	2,891	2,821
Surplus (deficit) of operating funding (A - B)	589	261	527	773	726
Sources of capital funding					
Subsidies and grants for capital expenditure	-	-	-	-	4
Development and financial contributions	-	-	-	-	-
Increase (decrease) in debt	(486)	(710)	1,708	1,275	(659)
Gross proceeds from sale of assets	-	-	-	-	-
Lump sum contributions	-	-	-	-	-
Other dedicated capital funding	-	-	-	-	-
Total sources of capital funding (C)	(486)	(710)	1,708	1,275	(654)
Application of capital funding					
Capital expenditure	-	-	-	-	-
- to meet additional demand	-	-	-	-	-
- to improve the level of service	1,369	41	200	183	65
- to replace existing assets	140	49	2,710	2,484	429
Increase (decrease) in reserves	(1,406)	(539)	(675)	(619)	(423)
Increase (decrease) of investments	-	-	-	-	-
Total applications of capital funding (D)	103	(449)	2,235	2,048	72
Surplus (deficit) of capital funding (C-D)	(589)	(261)	(527)	(773)	(726)
Funding balance ((A-B) + (C-D))	-	-	-	-	-
Expenses for this activity include the following depreciation/amortisation charge			(800)	(724)	(800)

FUNDING IMPACT STATEMENT FOR 1 JULY 2024 TO 30 MAY 2025

	2023/24 AP \$000	2023/24 Actual \$000	2024/25 AP \$000	2024/25 AP YTD \$000	2024/25 YTD \$000
FUNDING IMPACT STATEMENT - WASTE MANAGEMENT					
Sources of operating funding					
General rates, uniform annual general charges, rates penalties	157	183	136	136	131
Targeted rates (other than a targeted rate for water supply)	1,413	1,648	1,220	1,220	1,184
Subsidies and grants for operating purposes	-	415	-	-	47
Fees and charges	758	1,514	1,288	1,180	1,811
Internal charges and overheads recovered	-	-	-	-	-
Internal interest income	15	-	-	-	-
Interest and dividends from Investments	-	-	-	-	-
Local authorities fuel tax, fines, infringement fees, and other receipts	-	-	-	-	-
Total operating funding (A)	2,343	3,760	2,643	2,536	3,173
Applications of operating funding					
Payments to staff and suppliers	1,875	2,602	2,278	2,088	2,453
Finance costs	84	-	-	-	-
Internal charges and overheads applied	248	232	198	181	148
Internal interest charged	-	22	122	112	21
Other operating funding applications	-	-	-	-	-
Total applications of operating funding (B)	2,207	2,856	2,597	2,381	2,622
Surplus (deficit) of operating funding (A - B)	136	904	46	154	551
Sources of capital funding					
Subsidies and grants for capital expenditure	-	(11)	1,657	1,519	19
Development and financial contributions	-	-	-	-	-
Increase (decrease) in debt	96	(914)	1,701	1,447	(545)
Gross proceeds from sale of assets	-	-	-	-	-
Lump sum contributions	-	-	-	-	-
Other dedicated capital funding	-	-	-	-	-
Total sources of capital funding (C)	96	(925)	3,358	2,966	(527)
Application of capital funding					
Capital expenditure	-	-	-	-	-
- to meet additional demand	-	-	-	-	-
- to improve the level of service	-	25	-	-	-
- to replace existing assets	380	-	3,423	3,138	24
Increase (decrease) in reserves	(148)	(46)	(20)	(18)	-
Increase (decrease) of investments	-	-	-	-	-
Total applications of capital funding (D)	232	(21)	3,403	3,120	24
Surplus (deficit) of capital funding (C-D)	(136)	(904)	(46)	(154)	(551)
Funding balance ((A-B) + (C-D))	-	-	-	-	-
Expenses for this activity include the following depreciation/amortisation charge			(124)	(243)	(124)

FUNDING IMPACT STATEMENT FOR 1 JULY 2024 TO 30 MAY 2025

	2023/24 AP \$000	2023/24 Actual \$000	2024/25 AP \$000	2024/25 AP YTD \$000	2024/25 YTD \$000
FUNDING IMPACT STATEMENT - TRANSPORT					
Sources of operating funding					
General rates, uniform annual general charges, rates penalties	4,568	4,963	5,201	5,201	5,047
Targeted rates (other than a targeted rate for water supply)	-	-	-	-	-
Subsidies and grants for operating purposes	5,949	37,894	12,468	11,429	19,707
Fees and charges	54	32	59	54	94
Internal charges and overheads recovered	-	-	-	-	-
Internal interest income	45	-	-	-	-
Interest and dividends from Investments	-	-	-	-	-
Local authorities fuel tax, fines, infringement fees, and other receipts	-	-	-	-	-
Total operating funding (A)	10,616	42,889	17,728	16,684	24,847
Applications of operating funding					
Payments to staff and suppliers	7,609	40,507	14,167	12,974	22,702
Finance costs	105	-	-	-	-
Internal charges and overheads applied	1,805	1,674	1,939	1,777	1,713
Internal interest charged	-	305	148	135	172
Other operating funding applications	-	-	-	-	-
Total applications of operating funding (B)	9,519	42,486	16,253	14,887	24,587
Surplus (deficit) of operating funding (A - B)	1,097	403	1,475	1,798	261
Sources of capital funding					
Subsidies and grants for capital expenditure	6,895	11,401	27,309	25,033	13,625
Development and financial contributions	-	-	-	-	-
Increase (decrease) in debt	307	4,830	1,578	904	(1,144)
Gross proceeds from sale of assets	-	-	-	-	-
Lump sum contributions	-	-	-	-	-
Other dedicated capital funding	-	-	-	-	-
Total sources of capital funding (C)	7,202	16,231	28,887	25,937	12,481
Application of capital funding					
Capital expenditure	-	-	-	-	-
- to meet additional demand	-	-	-	-	-
- to improve the level of service	2,408	10,176	3,552	3,256	240
- to replace existing assets	6,720	3,868	27,264	24,896	12,969
Increase (decrease) in reserves	(829)	2,590	(455)	(417)	(468)
Increase (decrease) of investments	-	-	-	-	-
Total applications of capital funding (D)	8,299	16,634	30,362	27,735	12,741
Surplus (deficit) of capital funding (C-D)	(1,097)	(403)	(1,475)	(1,798)	(261)
Funding balance ((A-B) + (C-D))	-	-	-	0	-
Expenses for this activity include the following depreciation/amortisation charge			(6,458)	(6,229)	(6,458)

FUNDING IMPACT STATEMENT FOR 1 JULY 2024 TO 30 MAY 2025

	2023/24 AP \$000	2023/24 Actual \$000	2024/25 AP \$000	2024/25 AP YTD \$000	2024/25 YTD \$000
FUNDING IMPACT STATEMENT - COMMUNITY FACILITIES					
Sources of operating funding					
General rates, uniform annual general charges, rates penalties	3,220	3,732	3,558	3,558	3,453
Targeted rates (other than a targeted rate for water supply)	-	-	-	-	-
Subsidies and grants for operating purposes	26	33	25	23	211
Fees and charges	73	76	191	175	233
Internal charges and overheads recovered	-	-	-	-	-
Internal interest income	11	-	-	-	-
Interest and dividends from Investments	-	-	-	-	-
Local authorities fuel tax, fines, infringement fees, and other receipts	-	-	-	-	-
Total operating funding (A)	3,330	3,841	3,774	3,756	3,896
Applications of operating funding					
Payments to staff and suppliers	2,635	2,573	2,874	2,642	2,663
Finance costs	47	2	1	0	-
Internal charges and overheads applied	379	315	634	581	506
Internal interest charged	-	11	46	42	(15)
Other operating funding applications	-	-	-	-	-
Total applications of operating funding (B)	3,061	2,901	3,555	3,266	3,154
Surplus (deficit) of operating funding (A - B)	269	940	219	490	742
Sources of capital funding					
Subsidies and grants for capital expenditure	-	628	5,880	5,390	911
Development and financial contributions	-	-	-	-	-
Increase (decrease) in debt	(234)	(862)	884	521	(985)
Gross proceeds from sale of assets	-	-	-	-	-
Lump sum contributions	-	-	-	-	-
Other dedicated capital funding	-	-	-	-	-
Total sources of capital funding (C)	(234)	(234)	6,764	5,911	(74)
Application of capital funding					
Capital expenditure	-	85	-	-	-
- to meet additional demand	-	85	-	-	-
- to improve the level of service	16	20	2,513	2,303	255
- to replace existing assets	214	1,222	4,907	4,498	1,065
Increase (decrease) in reserves	(195)	(621)	(437)	(400)	(653)
Increase (decrease) of investments	-	-	-	-	-
Total applications of capital funding (D)	35	706	6,983	6,401	668
Surplus (deficit) of capital funding (C-D)	(269)	(940)	(219)	(490)	(742)
Funding balance ((A-B) + (C-D))	-	-	-	(0)	-
Expenses for this activity include the following depreciation/amortisation charge			(244)	(191)	(244)

FUNDING IMPACT STATEMENT FOR 1 JULY 2024 TO 30 MAY 2025

	2023/24 AP \$000	2023/24 Actual \$000	2024/25 AP \$000	2024/25 AP YTD \$000	2024/25 YTD \$000
FUNDING IMPACT STATEMENT - RECOVERY					
Sources of operating funding					
General rates, uniform annual general charges, rates penalties	-	1,095	195	195	189
Targeted rates (other than a targeted rate for water supply)	-	-	-	-	-
Subsidies and grants for operating purposes	-	4,970	175	160	4,137
Fees and charges	-	930	-	-	-
Internal charges and overheads recovered	-	-	-	-	-
Internal interest income	-	(92)	-	-	-
Interest and dividends from Investments	-	-	-	-	-
Local authorities fuel tax, fines, infringement fees, and other receipts	-	-	-	-	-
Total operating funding (A)	-	6,903	370	355	4,325
Applications of operating funding					
Payments to staff and suppliers	-	6,914	370	339	4,750
Finance costs	-	14	-	-	-
Internal charges and overheads applied	-	532	-	-	-
Internal interest charged	-	-	-	-	-
Other operating funding applications	-	-	-	-	-
Total applications of operating funding (B)	-	7,460	370	339	4,750
Surplus (deficit) of operating funding (A - B)	-	(557)	-	16	(425)
Sources of capital funding					
Subsidies and grants for capital expenditure	-	-	-	-	-
Development and financial contributions	-	-	-	-	-
Increase (decrease) in debt	-	545	-	(16)	425
Gross proceeds from sale of assets	-	-	-	-	-
Lump sum contributions	-	-	-	-	-
Other dedicated capital funding	-	-	-	-	-
Total sources of capital funding (C)	-	545	-	(16)	425
Application of capital funding					
Capital expenditure	-	-	-	-	-
- to meet additional demand	-	-	-	-	-
- to improve the level of service	-	-	-	-	-
- to replace existing assets	-	-	-	-	-
Increase (decrease) in reserves	-	(12)	-	-	-
Increase (decrease) of investments	-	-	-	-	-
Total applications of capital funding (D)	-	(12)	-	-	-
Surplus (deficit) of capital funding (C-D)	-	557	-	(16)	425
Funding balance ((A-B) + (C-D))	-	-	-	-	-
Expenses for this activity include the following depreciation/amortisation charge	0	0	(25)	(31)	(25)

FUNDING IMPACT STATEMENT FOR 1 JULY 2024 TO 30 MAY 2025

	2023/24 AP \$000	2023/24 Actual \$000	2024/25 AP \$000	2024/25 AP YTD \$000	2024/25 YTD \$000
FUNDING IMPACT STATEMENT - PLANNING AND REGULATORY					
Sources of operating funding					
General rates, uniform annual general charges, rates penalties	1,148	1,095	2,849	2,849	2,764
Targeted rates (other than a targeted rate for water supply)	-	-	-	-	-
Subsidies and grants for operating purposes	-	4,970	-	-	-
Fees and charges	762	930	1,329	1,242	1,240
Internal charges and overheads recovered	-	-	215	197	182
Internal interest income	-	(92)	-	-	-
Interest and dividends from Investments	-	-	-	-	-
Local authorities fuel tax, fines, infringement fees, and other receipts	-	-	-	-	-
Total operating funding (A)	1,910	6,903	4,393	4,288	4,187
Applications of operating funding					
Payments to staff and suppliers	1,483	6,914	2,225	2,039	2,035
Finance costs	12	14	-	-	14
Internal charges and overheads applied	684	532	2,176	1,994	1,478
Internal interest charged	-	-	(4)	(4)	88
Other operating funding applications	-	-	-	-	-
Total applications of operating funding (B)	2,179	7,460	4,397	4,030	3,616
Surplus (deficit) of operating funding (A - B)	(269)	(557)	(3)	258	571
Sources of capital funding					
Subsidies and grants for capital expenditure	-	-	-	-	-
Development and financial contributions	-	-	-	-	-
Increase (decrease) in debt	269	545	157	(172)	(556)
Gross proceeds from sale of assets	25	-	-	-	-
Lump sum contributions	-	-	-	-	-
Other dedicated capital funding	-	-	-	-	-
Total sources of capital funding (C)	294	545	157	(172)	(556)
Application of capital funding					
Capital expenditure					
- to meet additional demand	-	-	-	-	-
- to improve the level of service	-	-	-	-	-
- to replace existing assets	84	-	180	111	15
Increase (decrease) in reserves	(59)	(12)	(26)	(24)	-
Increase (decrease) of investments	-	-	-	-	-
Total applications of capital funding (D)	25	(12)	154	87	15
Surplus (deficit) of capital funding (C-D)	269	557	3	(258)	(571)
Funding balance ((A-B) + (C-D))	-	-	-	-	-
Expenses for this activity include the following depreciation/amortisation charge			(25)	(31)	(25)

FUNDING IMPACT STATEMENT FOR 1 JULY 2024 TO 30 MAY 2025

	2023/24 AP \$000	2023/24 Actual \$000	2024/25 AP \$000	2024/25 AP YTD \$000	2024/25 YTD \$000
FUNDING IMPACT STATEMENT - LEADERSHIP & GOVERNANCE					
Sources of operating funding					
General rates, uniform annual general charges, rates penalties	2,843	4,003	2,456	2,456	2,383
Targeted rates (other than a targeted rate for water supply)	-	-	-	-	-
Subsidies and grants for operating purposes	56	560	-	-	347
Fees and charges	249	(42)	34	31	19
Internal charges and overheads recovered	-	-	-	-	-
Internal interest income	-	-	-	-	-
Interest and dividends from Investments	-	-	-	-	-
Local authorities fuel tax, fines, infringement fees, and other receipts	-	-	-	-	-
Total operating funding (A)	3,148	4,521	2,490	2,487	2,748
Applications of operating funding					
Payments to staff and suppliers	1,209	2,214	1,622	1,487	1,739
Finance costs	12	-	1	1	0
Internal charges and overheads applied	1,839	1,732	840	770	508
Internal interest charged	-	27	5	5	26
Other operating funding applications	-	-	-	-	-
Total applications of operating funding (B)	3,060	3,973	2,468	2,262	2,273
Surplus (deficit) of operating funding (A - B)	88	548	22	225	475
Sources of capital funding					
Subsidies and grants for capital expenditure	53	1,442	1,450	1,329	1,571
Development and financial contributions	-	-	-	-	-
Increase (decrease) in debt	(88)	2,207	(22)	(189)	12
Gross proceeds from sale of assets	21	-	-	-	-
Lump sum contributions	-	-	-	-	-
Other dedicated capital funding	-	-	-	-	-
Total sources of capital funding (C)	(14)	3,649	1,428	1,140	1,583
Application of capital funding					
Capital expenditure					
- to meet additional demand	-	-	-	-	-
- to improve the level of service	53	4,197	1,450	1,407	2,034
- to replace existing assets	77	-	205	147	24
Increase (decrease) in reserves	(56)	-	(205)	(188)	-
Increase (decrease) of investments	-	-	-	-	-
Total applications of capital funding (D)	74	4,197	1,450	1,365	2,058
Surplus (deficit) of capital funding (C-D)	(88)	(548)	(22)	(225)	(475)
Funding balance ((A-B) + (C-D))	-	-	-	-	-
Expenses for this activity include the following depreciation/amortisation charge			(4)	(4)	(4)

FUNDING IMPACT STATEMENT FOR 1 JULY 2024 TO 30 MAY 2025

	2023/24 AP \$000	2023/24 Actual \$000	2024/25 AP \$000	2024/25 AP YTD \$000	2024/25 YTD \$000
FUNDING IMPACT STATEMENT - CORPORATE FUNCTIONS					
Sources of operating funding					
General rates, uniform annual general charges, rates penalties	357	(846)	(451)	(363)	900
Targeted rates (other than a targeted rate for water supply)	-	-	-	-	-
Subsidies and grants for operating purposes	-	73	-	-	38
Fees and charges	179	220	275	252	306
Internal charges and overheads recovered	6,168	5,591	7,368	6,754	5,282
Internal interest income	84	1,075	(20)	(18)	919
Interest and dividends from Investments	698	1,077	1,398	1,386	1,441
Local authorities fuel tax, fines, infringement fees, and other receipts	90	82	80	73	280
Total operating funding (A)	7,576	7,272	8,651	8,084	9,167
Applications of operating funding					
Payments to staff and suppliers	6,098	6,082	7,143	6,570	6,179
Finance costs	862	1,127	1,136	1,041	492
Internal charges and overheads applied	248	209	798	731	259
Internal interest charged	391	238	(949)	(870)	235
Other operating funding applications	-	-	-	-	-
Total applications of operating funding (B)	7,599	7,656	8,128	7,473	7,166
Surplus (deficit) of operating funding (A - B)	(23)	(384)	523	611	2,001
Sources of capital funding					
Subsidies and grants for capital expenditure	-	241	1,775	1,627	581
Development and financial contributions	-	-	-	-	-
Increase (decrease) in debt	23	1,855	238	51	(1,809)
Gross proceeds from sale of assets	-	-	-	-	-
Lump sum contributions	-	-	-	-	-
Other dedicated capital funding	-	-	-	-	-
Total sources of capital funding (C)	23	2,096	2,013	1,678	(1,228)
Application of capital funding					
Capital expenditure	-	-	-	-	-
- to meet additional demand	-	-	-	-	-
- to improve the level of service	-	229	2,175	1,994	737
- to replace existing assets	214	874	852	745	200
Increase (decrease) in reserves	(214)	609	(491)	(450)	(163)
Increase (decrease) of investments	-	-	-	-	-
Total applications of capital funding (D)	-	1,712	2,536	2,289	773
Surplus (deficit) of capital funding (C-D)	23	384	(523)	(611)	(2,001)
Funding balance ((A-B) + (C-D))	-	-	-	-	-
Expenses for this activity include the following depreciation/amortisation charge			(604)	(382)	(604)

FUNDING IMPACT STATEMENT FOR 1 JULY 2024 TO 30 MAY 2025

	2023/24 AP \$000	2023/24 Actual \$000	2024/25 AP \$000	2024/25 AP YTD \$000	2024/25 YTD \$000
FUNDING IMPACT STATEMENT - WHOLE OF COUNCIL					
Sources of operating funding					
General rates, uniform annual general charges, rates penalties	12,726	13,155	14,639	14,726	15,541
Targeted rates (other than a targeted rate for water supply)	5,311	5,986	7,476	7,476	7,254
Subsidies and grants for operating purposes	6,030	44,351	12,668	11,612	24,517
Fees and charges	2,441	3,324	3,532	3,262	4,202
Interest and dividends from Investments	698	1,077	1,398	1,386	1,441
Local authorities fuel tax, fines, infringement fees, and other receipts	90	82	80	73	280
Total operating funding (A)	27,296	67,975	39,793	38,535	53,235
Applications of operating funding					
Payments to staff and suppliers	23,551	64,756	34,741	31,897	46,528
Finance costs	1,436	1,141	1,137	1,042	506
Other operating funding applications	-	-	-	-	-
Total Applications of operating funding (B)	24,987	65,897	35,878	32,939	47,035
Surplus (deficit) of operating funding (A - B)	2,309	2,078	3,916	5,596	6,201
Sources of capital funding					
Subsidies and grants for capital expenditure	6,948	14,142	38,071	34,898	16,711
Development and financial contributions	-	-	-	-	-
Increase (decrease) in debt	(440)	7,655	9,705	6,740	(5,512)
Gross proceeds from sale of assets	47	-	-	-	-
Lump sum contributions	-	-	-	-	-
Other dedicated capital funding	-	-	-	-	-
Total sources of capital funding (C)	6,555	21,797	47,776	41,638	11,199
Application of capital funding					
Capital expenditure	-	-	-	-	-
- to meet additional demand	-	-	-	-	-
- to improve the level of service	3,898	15,758	10,684	9,871	3,432
- to replace existing assets	8,732	5,913	45,821	41,776	16,395
Increase (decrease) in reserves	(3,766)	2,204	(4,814)	(4,413)	(2,427)
Increase (decrease) of investments	-	-	-	-	-
Total applications of capital funding (D)	8,864	23,875	51,692	47,234	17,400
Surplus (deficit) of capital funding (C-D)	(2,309)	(2,078)	(3,916)	(5,597)	(6,201)
Funding balance ((A-B) + (C-D))	-	-	(1)	(1)	-

8.4 INSURANCE RENEWAL INITIATION - MATERIAL DAMAGE AND BUSINESS INTERRUPTION

Author: Gary Borg, Tumu Whakarae Tuarua | Deputy Chief Executive & Group Manager - Finance and Corporate Support

Authoriser: Matthew Lawson, Tumu Whakarae | Chief Executive

Appendices: 1. Fixed Assets Register - MDBI [↓](#)
2. MDBI Insurance Schedule [↓](#)

1. PURPOSE

- 1.1 This report provides information for Committee on the renewals process for Material Damage and Business Interruption (MDBI) insurance. No decisions are required by Committee at this stage.
- 1.2 This report supports the Committee's work plan as part of its corporate risk management oversight.

RECOMMENDATION

The Tumu Whakarae Tuarua | Deputy Chief Executive & Group Manager - Finance and Corporate Support RECOMMENDS that Committee receive the report.

2. BACKGROUND

- 2.1 Council purchases its insurance collaboratively with the other Hawke's Bay councils and leveraging through two Local Authority Shared Services (LASS) in the North Island.
- 2.2 During June and July each year Council's insured physical assets schedules are reviewed and updated by activity managers then returned to the broker for placement with a renewal date of 1 November.
- 2.3 Due to capacity and price limitations this process involves a combination of placements in the New Zealand and London markets. The latter involves in person negotiation with underwriters in London, and a representative from the Hawke's Bay councils participates.
- 2.4 The Hawke's Bay Councils share an MDBI loss limit of \$600 million for above ground assets and Wairoa has a deductible of \$10,000.
- 2.5 Wairoa District Council is a member of the Local Authority Protection Programme for its underground network assets. This covers 40% of the Council's declared assets with the other 60% covered by the National Emergency Management Association in the event of a claim. Declared values for 2024-25 were \$100 million and LAPP secured a Probable Maximum Loss limit of \$300 million for its members.

3. CURRENT SITUATION

- 3.1 In 2025, internal improvements in process and scheduling have enabled a comprehensive review of insured assets, compared to the fixed assets register and asset management systems.
- 3.2 The net book value of Council's fixed assets is approximately \$500 million and 80% of this is the roading network that historically has not been insured due to Council's ability to

secure a high Funding Assistance Rate from NZTA for emergency works. A full download of Council's Fixed Asset Register is **Appendix 1**. This shows the amounts that individual assets are insured for under the MDBI policy.

- 3.3 Before updating for water assets (see 3.4 below) the replacement cost of assets covered by the MDBI policy is estimated at \$172 million. The initial schedule submitted to Council's broker is attached as **Appendix 2**.
- 3.4 In March 2025, as part of the Hawke's Bay programme to develop a regional Water Services Delivery Plan, the groups water assets were formally revalued. This has presented the opportunity to provide current valuations to the market, with comprehensive detail regarding asset condition, materials, value and lives.
- 3.5 This information will be used in negotiations to improve confidence levels and seek a positive pricing outcome.
- 3.6 The table below shows the summary from this valuation:

<i>Wairoa District Council 3 waters asset valuation as at 31st March 2025</i>	<i>Replacement Cost</i>	<i>Depreciated Replacement Cost</i>	<i>Annual Depreciation</i>
<i>3 Water Network - Stormwater Assets</i>	\$47,881,490	\$14,149,846	\$502,649
<i>3 Water Network - Wastewater Assets</i>	\$38,247,245	\$18,326,054	\$449,258
<i>Wastewater Plant Assets</i>	\$53,035,099	\$46,878,247	\$388,576
<i>Wastewater Pumpstation Assets</i>	\$3,002,483	\$1,637,938	\$67,555
<i>3 Water Network - Water Assets</i>	\$49,132,071	\$20,578,772	\$620,035
<i>Water Supply Plant Assets</i>	\$25,534,490	\$7,679,971	\$444,118
	\$216,832,878	\$109,250,828	\$2,472,191

- 3.7 Therefore, the amount declared for **MDBI** will be about \$81 million plus an allowance for inflation, increasing the total amount insured to \$200 million under this policy.
- 3.8 The amount declared to LAPP for 2025-26 will be \$135 million.
- 3.9 For the year ending 31 October 2025 the MDBI premium was \$580k and the contribution to LAPP was \$138k. The budget for 2025-26 allows for an increase of 15%. Despite a softening market, these increases in asset values will likely cause the budget to be exceeded.

		Date Purchased	Opening Gross Carry Value CYC	Net Carry Value CYC	Amount insured
Asset	Asset ID				
Grand Total			523,590,780	498,847,979	132,551,067
Bridges					
RS110060 - BRIDGES - DECKS	RS110060	30/06/2002	48,110,000	46,776,250	0
Total Bridges			48,110,000	46,776,250	0
Buildings					
PC02004B - Storage shed coronation square	PC02004B	30/06/2021	7,934	6,381	0
AD02009 - 16 Archive Storage Facility	AD02009	24/03/2016	6,619	5,116	0
CB02001 - 12 Wairoa Community Centre Building	CB02001	1/07/2012	4,943,046	2,770,467	27,692,970
CB02101 - 12 Wairoa Community Centre Pool	CB02101	1/07/2012	240,571	1	122,024
CB021011 - 16 WCC Learners Pool	CB021011	1/07/2015	1,860,368	1,414,978	75,000
CE02001 - CEMETERY BUILDINGS	CE02001	30/06/2007	7,300	3,300	193,116
CG02002 - RECREATION ROOM	CG02002	28/02/1993	22,200	10,036	209,191
CG02003 - HOUSING CAMPING GROUND	CG02003	30/06/2007	51,800	23,417	91,563
CG02003A - CAMPING GROUND UNITS	CG02003A	30/06/2007	60,000	48,092	713,689
CG02003B - Camping Ground Amenities	CG02003B	29/06/2004	91,896	42,184	1,010,217
CG02004 - ORMOND CAMPING GROUND	CG02004	30/06/2007	7,600	3,436	0
DM02001 - 16 Francis Kimble Hostel Fitout	DM02001	31/08/2016	27,782	21,647	0
HP02001 - PENSIONER HOUSING LAMBERT	HP02001	30/06/2007	102,295	47,257	1,935,917
HP02001A - OUTBUILDING	HP02001A	30/06/2007	2,200	830	0
HP02002 - PENSIONER HOUSING BLACK ST	HP02002	30/06/2006	484,509	319,893	6,072,374
HP02003 - PENSIONER HOUSING BLACK ST	HP02003	30/06/2007	37,500	16,952	194,984
HP02003A - Reroof 53 Black Street	HP02003A	30/06/2021	53,120	47,808	0
HP02004 - PENSIONER HOUSING OUTRAM	HP02004	30/06/2007	39,200	17,721	779,938
HP02006 - PENSIONER HOUSING LUCKNOW	HP02006	30/06/2007	79,700	36,031	1,559,876
HP02007 - PENSIONER HOUSING SOMERVILLE	HP02007	30/06/2007	103,337	50,748	1,935,917
HP02007A - OUTBUILDING SOMERVILLE ST	HP02007A	30/06/2007	1,800	679	0
HS02011 - STAFF HOUSING TUAI	HS02011	30/06/2007	1,843	1,613	0
HS02013A - GARAGE	HS02013A	30/06/2007	1,600	724	0
HS02017 - Raupunga Staff housing repaint	HS02017	31/08/2020	35,893	26,113	668,518
IB02001 - 12 New Pound Kaimoana Road	IB02001	26/11/2012	127,970	88,612	0
LM02001 - LIBRARY BUILDING	LM02001	30/06/2003	177,547	83,268	12,775,561
LM02001A - 04 Library Upgrade 2004	LM02001A	29/06/2004	123,877	59,742	0
LM02001B - 16 Library Building Upgrade	LM02001B	29/04/2016	3,993	3,087	0
LM02001C - Library lighting upgrade	LM02001C	29/10/2020	9,190	7,352	0
LM02001D - Library emergency lighting	LM02001D	31/03/2023	3,068	2,723	0
MH02001 - MEMORIAL HALL BUILDING	MH02001	30/06/2007	290,127	152,787	4,155,610
PC02001 - Administration Bldg Coronation Square	PC02001	30/06/1993	1,311,159	710,163	11,441,000
PC02004 - Administration Garage Coronation Square	PC02004	9/04/1997	5,000	2,260	52,932
PC02004A - Administration bike and rubbish storage	PC02004A	6/11/2020	4,880	4,392	0
PC02006 - Lucknow St Archives Building	PC02006	30/06/2007	100,400	45,389	2,700,066
PC02006A - Lucknow Street Garage (Single)	PC02006A	30/06/2007	2,800	1,266	40,345
PC02007 - Administration Bldg Entrance Artwork	PC02007	30/06/1993	34,924	7,057	0
PC020071 - 19 Administration building CFO office	PC020071	30/06/2019	6,922	5,884	0
PC020072 - Server room upgrade	PC020072	31/07/2021	7,380	6,657	0
PC02009 - 15 Exchange Building Refit	PC02009	30/05/2015	145,385	108,905	0
PC020091 - 15 Exchange Building Refit	PC020091	11/06/2015	856	1	0
PC020092 - 15 Exchange Building Refit	PC020092	29/07/2014	5,391	1	0
PC020093 - 15 Exchange Building Refit	PC020093	1/10/2015	27,618	1,976	0
PC020095 - 18 Exchange Building Fitout	PC020095	2/05/2018	13,155	10,824	0
PC020096 - 19 Exchange building fitout	PC020096	1/04/2019	509	430	0
PC02010 - Nuhaka Depot	PC02010	30/06/2007	17,756	11,658	119,223
PC02010A - Nuhaka Depot Office	PC02010A	30/06/2007	11,200	5,064	182,627
PC02011 - Tuai Depot Buildings	PC02011	30/06/2007	33,718	19,522	815,342
PC02012 - Main office lighting upgrade	PC02012	18/11/2020	10,652	8,521	0
SG02101 - Permacrete concrete building 2.4	SG02101	30/06/2020	22,306	19,518	0
SG02102 - Alexander pump station mural	SG02102	30/06/2022	4,613	2,595	0

		Date Purchased	Opening Gross Carry Value CYC	Net Carry Value CYC	Amount insured
Asset	Asset ID				
Grand Total			523,590,780	498,847,979	132,551,067
WA02001 - AIRPORT BUILDINGS	WA02001	30/06/2007	264,080	196,661	1,137,390
WA02002 - Septic tank at airport	WA02002	17/09/2020	13,261	11,935	0
WM02003 - WAIROA LANDFILL SHED	WM02003	30/06/2007	324,552	247,595	826,591
WM020031 - 12 Recycling Centre Platform	WM020031	21/11/2012	152,160	123,265	480,925
WM02005BA2 - Recycling centre upgrades 2021	WM02005BA2	30/06/2021	232,863	210,265	0
WM02006 - WAIROA LANDFILL WEIGHBRIDGE	WM02006	30/06/2001	72,125	42,978	195,492
WM02006A - Weighbridge upgrade 2021	WM02006A	30/06/2021	3,350	3,015	0
WM02007 - WAIROA LANDFILL WEIGH PIT	WM02007	30/06/2001	14,900	6,736	123,325
WM02008 - Mahia Recycling containers 2021	WM02008	30/06/2021	116,726	105,053	0
Total Buildings			11,966,524	7,232,580	78,301,727
Buildings - Restricted					
PR22001A - WAR MEMORIAL PARK BUILDINGS	PR22001A	30/06/2007	68,400	30,923	0
PR22008 - LAMBTON SQUARE	PR22008	30/06/2007	88,400	39,964	0
PR22008A - LAMBTON SQUARE TICKET OFFICE	PR22008A	30/06/2007	1,300	587	0
PR22008B - Lambton Square Changing Room	PR22008B	31/07/2014	72,089	52,415	452,509
PR22008C - Lambton Square Pavillion Upgrade	PR22008C	17/10/2014	11,470	8,411	622,201
PR22009 - Senior Citizens Building	PR22009	1/07/2016	100,400	69,289	270,000
PR22009A - Senior Citizens Garage	PR22009A	1/07/2016	7,600	5,906	20,069
PR22011 - CLYDE DOMAIN BUILDINGS	PR22011	30/06/2007	69,287	39,065	0
PR22011A - CLYDE DOMAIN TOILET	PR22011A	30/06/2007	2,800	1,266	0
PR22020 - GREATER WAIROA BUILDING	PR22020	30/06/2007	41,600	18,806	0
PR22021 - LIGHTHOUSE	PR22021	28/02/2017	44,867	36,099	488,759
PR22023 - OPOUTAMA TOILETS	PR22023	30/06/2007	25,364	14,976	505,729
PR22024 - BUILDINGS ORAKA DOMAIN	PR22024	30/06/2007	41,113	26,141	0
PR220241 - Mahia Toilets Oraka	PR220241	31/12/2014	36,230	28,682	505,901
PR22025 - MOKOTAHU TOILETS	PR22025	30/06/2007	124,372	91,087	216,717
PR22028A - Clyde Court Toilet Block 2021	PR22028A	30/06/2021	315,461	283,915	757,698
PR22029 - NORTH CLYDE TOILET BLOCK	PR22029	29/06/2004	61,474	30,568	425,685
PR220301 - FRASERTOWN DOMAIN TENNIS CLUB	PR220301	21/04/1994	3,300	1,491	0
PR22031 - KOTEMAORI DOMAIN	PR22031	30/06/2007	34,800	15,733	657,286
PR22032 - OTOI DOMAIN	PR22032	30/06/2007	68,800	31,104	1,058,179
PR22034 - TUAI CHURCH	PR22034	12/05/2006	110,825	50,181	1,203,892
PR22035 - TUAI SPORTSGROUND	PR22035	30/06/2007	28,500	12,884	0
PR220351101 - Tuai Sports Ground	PR220351101	30/06/2011	10,155	6,537	472,083
PR22052 - Pilot Hill Toilet	PR22052	1/06/2021	63,970	57,573	160,800
PR22052A - 2 x HD dispensers	PR22052A	30/06/2022	5,178	3,668	0
PR22056 - MAHANGA TOILETS	PR22056	30/04/1997	165,603	145,882	201,944
PR220561 - Mahanga Toilets TIF	PR220561	31/03/2023	41,800	27,693	0
PR22085 - TUAI HALL BUILDINGS	PR22085	30/06/2007	121,200	57,397	2,878,335
PR220851 - TUAI CRAFT CENTRE	PR220851	30/06/2007	35,000	15,822	462,382
PR22086 - TUAI PLAY CENTRE	PR22086	30/06/2007	22,600	10,218	450,524
PR22087 - RAUPUNGA TOILETS	PR22087	30/06/2007	212,303	140,846	424,547
PR22088 - NUHAKA TOILETS	PR22088	30/06/1996	49,932	29,922	271,923
PR22089 - BLACKS BEACH TOILETS	PR22089	30/06/2001	108,973	82,326	270,962
PR220891 - 17 Whangawehi Toilets	PR220891	31/01/2018	73,296	60,144	166,432
PR22090 - TUAI TOILETS	PR22090	30/04/1997	27,078	13,297	206,461
PR22090A - Tuai toilets 2 doors	PR22090A	30/06/2022	5,567	5,161	0
PR22091 - FRASERTOWN DOMAIN TOILETS	PR22091	30/06/2007	14,400	6,510	0
PR22096 - FRASERTOWN TOILETS SUTTON STREET	PR22096	27/02/2008	933	529	0
PR22097 - 18 Destination Playgrnd K646 Shelters	PR22097	29/05/2018	13,069	10,782	0
PR22098 - 18 2 x Avalon K646 Shelters	PR22098	29/05/2018	25,000	20,625	0
Total Buildings - Restricted			2,354,510	1,584,423	13,151,021
Comm Property Fixtures & Fittings					
EP19008 - Fujitsu Heat Pump	EP19008	30/06/2005	4,256	1	0

	Asset	Date	Opening Gross Carry Value CYC	Net Carry Value CYC	Amount insured
	Asset ID	Purchased			
Grand Total			523,590,780	498,847,979	132,551,067
EP19009 - 10 Ceiling Batts	EP19009	4/01/2010	1,481	1	0
EP19010 - 10 Mitsubishi Air Conditioner	EP19010	16/08/2010	3,500	1	0
EP19011 - 11 Info Centre Carpet & Tiles	EP19011	6/12/2011	8,070	1	0
EP19012 - 12 Cabling & Wiring Office	EP19012	7/12/2012	2,254	1	0
EP19013 - 13 Security Cameras	EP19013	11/03/2013	11,667	1	0
EP19014 - 13 Window Blinds	EP19014	30/06/2013	2,322	1	0
EP190141 - 13 Window Tinting	EP190141	30/06/2013	1,638	1	0
EP19015 - 13 Container Shed	EP19015	28/06/2013	9,183	1	0
EP19016 - 15 18 x Phillips LED Lights	EP19016	23/03/2015	4,605	1	0
Total Comm Property Fixtures & Fittings			48,976	10	0
Commercial Property Buildings					
CP17001 - 17 Old County Council Building	CP17001	1/01/2018	78,598	64,050	0
EP17001 - Information Centre Building	EP17001	22/12/1993	227,690	182,632	1,361,826
EP17002 - 19 Yroa Ynot Office Upgrade	EP17002	1/02/2019	1,731	1,388	0
PC17011 - Building Gemmels Burnt Out	PC17011	30/06/2024	7,922,812	7,777,560	6,584,028
PC17012 - Building Winters Replacement	PC17012	30/06/2024	3	1	5,125,000
Total Commercial Property Buildings			8,230,834	8,025,631	13,070,854
Commercial Property Land					
CP16001 - 17 Old County Council Land	CP16001	1/01/2018	47,180	47,180	0
EP16001 - Information Centre Land	EP16001	22/12/1993	50,000	50,000	0
PC16001 - Land Winters	PC16001	30/06/2024	0	38,859	0
PC16002 - Land Gemmels	PC16002	30/06/2024	0	18,452	0
Total Commercial Property Land			97,180	154,491	0
Computer Hardware					
AD08101 - 16 Who is On Location iPad	AD08101	20/07/2016	1,792	1	0
AD081191 - 17 HP M477FDW Colour LaserJet Printer	AD081191	18/04/2017	590	1	0
AD08120 - 17 Smart 505s Card Printer	AD08120	20/07/2017	1,695	1	0
AD081201 - 17 iPad Wifi Cell	AD081201	27/08/2017	660	1	0
AD08121 - 18 Multiple Computer Monitor Stand	AD08121	29/03/2018	1,025	1	0
AD081915 - Samsung Galaxy A50 Po201318	AD081915	1/11/2019	552	1	0
AD081916 - Samsung Galaxy A30 64GB Black	AD081916	1/12/2019	432	1	0
AD081917 - Samsung Galaxy A30 64GB Black	AD081917	1/12/2019	432	1	0
AD081918 - Samsung Galaxy A30 64GB Black	AD081918	1/01/2020	471	1	0
AD081919 - Samsung Galaxy A30 64GB Black	AD081919	1/01/2020	560	1	0
AD081920 - Apple iPhone 11	AD081920	3/02/2020	1,297	1	0
AD081921 - Samsung Galaxy A50 Po202358	AD081921	1/02/2020	523	1	0
AD081922 - Samsung galaxy A51	AD081922	1/04/2020	612	1	0
AD081923 - Samsung galaxy A51	AD081923	1/04/2020	613	1	0
AD081925 - Mobile Ph	AD081925	1/07/2019	956	1	0
AD081926 - Mobile Ph	AD081926	1/07/2019	1,406	1	0
AD081927 - Mobile Ph	AD081927	1/07/2019	1,406	1	0
AD081928 - Mobile Ph	AD081928	1/07/2019	946	1	0
AD081929 - Mobile Ph	AD081929	31/05/2020	590	1	0
AD081930 - Mobile Ph	AD081930	30/06/2020	735	1	0
AD081931 - Mobile Ph	AD081931	30/06/2020	736	1	0
AD081932 - Mobile Ph	AD081932	30/06/2020	750	1	0
AD081933 - Mobile Ph	AD081933	30/06/2020	750	1	0
AD081934 - Mobile Ph	AD081934	30/06/2020	0	(62)	0
AD082470 - Samsung Galaxy A04 x2	AD082470	5/12/2023	185	142	0
AD082472 - Samsung Galaxy A04 x2	AD082472	5/12/2023	185	142	0
AD082474 - Samsung Galaxy A54 5G	AD082474	16/03/2024	544	420	0
AD082476 - Samsung Galaxy A04 x5, 3SIXT Prismshield	AD082476	12/09/2023	224	173	0
AD082478 - Samsung Galaxy A04 x5, 3SIXT Prismshield	AD082478	12/09/2023	224	173	0

	Asset	Date	Opening Gross Carry Value CYC	Net Carry Value CYC	Amount insured
	Asset ID	Purchased			
Grand Total			523,590,780	498,847,979	132,551,067
AD082480 - Samsung Galaxy A04 x5, 3SIXT Prismshield	AD082480	12/09/2023	224	173	0
AD082482 - Samsung Galaxy A04 x5, 3SIXT Prismshield	AD082482	12/09/2023	224	173	0
AD082484 - Samsung Galaxy A04 x5, 3SIXT Prismshield	AD082484	12/09/2023	224	173	0
AD082486 - Apple iPhone 13 256GB	AD082486	12/01/2024	1,390	1,071	0
AD082488 - Apple iPhone 13 128GB - Midnight	AD082488	1/12/2023	1,075	829	0
AD082490 - Samsung Galaxy A04	AD082490	1/12/2023	185	142	0
AD082492 - Samsung Galaxy A04	AD082492	1/12/2023	185	142	0
AD082494 - Samsung Galaxy A04	AD082494	1/12/2023	185	142	0
BI08004 - 18 MS Surface Pro 512GB i7	BI08004	27/06/2018	3,354	1	0
BI08005 - 18 MS Surface Pro 512GB i7	BI08005	27/06/2018	3,354	1	0
BI08006 - 19 Surface Pro 6 i7 16GB Black	BI08006	22/05/2019	3,409	1	0
BI08007 - 19 HP ProDesk 600 G4 SFF i7 Win 10	BI08007	22/05/2019	2,548	1	0
BI08008 - 19 HP EliteBook 850 G5 i5 Win 10	BI08008	26/06/2019	2,563	1	0
BU08001 - 10 HP ML350 G6 E5520 X2.26 QC 6GB SFF	BU08001	1/07/2010	9,899	1	0
BU080011 - 11 2 x HP 146GB 10K 6G SFF 2.5 SAS HDD	BU080011	6/01/2011	1,350	1	0
BU08002 - 10 HP G3 T1500 Inti UPS	BU08002	1/07/2010	782	1	0
BU08003 - 10 3 x ADSL2 + Combo Modems	BU08003	1/07/2010	1,197	1	0
BU08004 - 10 FortiWiFi 50B Bundle	BU08004	1/07/2010	1,483	1	0
BU08005 - 10 FortiGate 50B Bundle	BU08005	1/07/2010	1,139	1	0
BU08006 - 10 HP Procurve Switch 1400-24G	BU08006	1/07/2010	811	1	0
BU08011 - 10 HP 8000 Elite SFF E7600 2GB 160GB	BU08011	1/07/2010	2,294	1	0
BU08012 - 10 HP 8000 Elite SFF E7600 2GB 160GB	BU08012	1/07/2010	2,294	1	0
BU08014 - 10 HP Probook 6540b 15.6" i7-620M 4G	BU08014	1/07/2010	3,756	1	0
BU08016 - 12 Xtreme N Dualband Wireless Gbps RTR	BU08016	10/04/2012	325	1	0
BU08017 - 12 HP 8200 Elite SFF i7-2600 4GB 500GB	BU08017	29/06/2012	1,622	1	0
BU08018 - 12 HP 8200 Elite SFF i7-2600 4GB 500GB	BU08018	21/11/2012	1,694	1	0
BU08019 - 15 Samsung Galaxy S 10.5" 16GB Wifi	BU08019	17/04/2015	761	1	0
BU08020 - 15 Samsung Galaxy S 10.5" 16GB Wifi	BU08020	20/05/2015	761	1	0
BU08022 - 15 HP Z640 E5-2620v3 Workstation	BU08022	26/08/2015	4,242	1	0
BU08024 - 16 HP EliteBook 850 G2 i5-5300U Laptop	BU08024	18/01/2016	1,871	1	0
BU08025 - 16 HP EliteOne 800 G2 i5 AIO Desktop	BU08025	16/09/2016	1,809	1	0
BU08026 - 17 Viewsonic Monitor	BU08026	1/07/2017	606	1	0
BU080261 - 18 2 x HP EliteDisplay 27" Monitors	BU080261	9/07/2018	620	1	0
BU08027 - 19 Microsoft Surface Pro 256GB i5 8GB	BU08027	26/03/2019	2,763	1	0
BU08028 - 19 Microsoft Surface Pro 6 256GB i5	BU08028	26/03/2019	2,763	1	0
BU08101 - 17 Cisco WAP321 Router	BU08101	1/04/2017	399	1	0
BU081924 - MS SurfacePro 12.3"/Docking Stn/Pen/Sign	BU081924	13/11/2019	2,378	1	0
BU081925 - MS SurfacePro 12.3"/Docking Stn/Pen/Sign	BU081925	13/11/2019	2,378	1	0
CC08001 - 13 7 x Surface 2 64 GB Tablets	CC08001	19/12/2013	6,050	1	0
CC081909 - Microsoft SurfPro/Signature	CC081909	18/11/2019	1,606	1	0
CC081910 - Microsoft SurfPro/Signature	CC081910	19/11/2019	1,606	1	0
CC081911 - Microsoft SurfPro/Signature	CC081911	20/11/2019	1,606	1	0
CC081912 - Microsoft SurfPro/Signature	CC081912	21/11/2019	1,606	1	0
CC081913 - Microsoft SurfPro/Signature	CC081913	22/11/2019	1,606	1	0
CC081914 - Microsoft SurfPro/Signature	CC081914	23/11/2019	1,606	1	0
CM08004 - 17 Wairoa WiFi Whakamahia	CM08004	1/08/2017	3,999	1	0
CS0800121 - 10 3 x HP 500GB SATA 702K 2.5in MDL HDD	CS0800121	31/03/2010	2,532	1	0
CS08001221 - 15 HP DL360 Gen9 8SFF CTO Server	CS08001221	30/06/2015	10,813	1	0
CS0800123 - 11 HP DL380 G7 12GB Hot Plug SFF Server	CS0800123	30/06/2011	10,836	1	0
CS08001231 - 15 HP DL360 Gen9 8SFF CTO Server	CS08001231	30/06/2015	10,813	1	0
CS08001232 - 17 HP DL380 DR Server	CS08001232	28/02/2017	36,953	1	0
CS0800124 - 11 HP SAN 1 P2000 G3 SAS 12 X 600GB SFF	CS0800124	30/06/2011	25,796	1	0
CS0800125 - 11 HP Ultrium LTO5 Tape Drive	CS0800125	6/12/2011	3,000	1	0
CS08001251 - 14 HP StoreEver LT06 Ultrium Tape Drive	CS08001251	19/11/2014	2,877	1	0
CS0800126 - 11 Point To Point Radio Link	CS0800126	25/11/2011	3,143	1	0
CS0800127 - 12 Point To Point Info Centre	CS0800127	21/11/2013	3,694	1	0

	Asset	Date	Opening Gross Carry Value CYC	Net Carry Value CYC	Amount insured
	Asset ID	Purchased			
Grand Total			523,590,780	498,847,979	132,551,067
CS08001271 - 17 Point to Point Radio isite	CS08001271	31/05/2017	1,693	1	0
CS08001272 - 17 Point to Point Radio Archives	CS08001272	31/05/2017	1,392	1	0
CS0800128 - 15 Internal and War Memorial Hall Wifi	CS0800128	31/12/2015	1,307	1	0
CS0800129 - 17 Wairoa Wifi WAN	CS0800129	13/12/2017	43,727	1	0
CS0800130 - 19 WAN installation	CS0800130	1/11/2018	14,790	1	0
CS0800138 - 07 HP Ultrium 960 External Tape Drive	CS0800138	29/06/2007	5,559	1	0
CS080022 - 99 APC 500MI BACK UPS	CS080022	22/01/1999	1,500	1	0
CS080027 - 06 DLink DKVM-8E 8 Port KVM Switch	CS080027	14/08/2006	870	1	0
CS08003 - 99 CPQ 42u STORAGE MOUNT RACK	CS08003	21/06/1999	7,476	1	0
CS080045 - 13 HP 5KVA High Voltage UPS	CS080045	27/06/2013	9,548	1	0
CS080046 - 14 HP SAN 2 P2000 G3 SAS SFF 7.2 TB Bund	CS080046	30/06/2014	24,087	1	0
CS0800571 - 13 Draytek ADSL Modem Router	CS0800571	13/09/2012	290	1	0
CS080059 - 10 ProCurve Switch 2510-48G	CS080059	30/04/2010	2,493	1	0
CS0800591 - 11 HP Procurve Switch 2510G-48	CS0800591	31/05/2011	2,292	1	0
CS0800592 - 11 HP Procurve Switch 2510G-48	CS0800592	31/05/2011	2,292	1	0
CS0800593 - 15 HP 1910-48G Switch	CS0800593	20/02/2015	1,559	1	0
CS0800594 - 17 Patch Panel Cabling	CS0800594	31/05/2017	3,954	1	0
CS080060 - 19 Aruba 2930F 48G PoE+4SFP Switch	CS080060	14/03/2019	4,345	1	0
CS080061 - 19 Aruba 2930F 48G PoE+4SFP Switch	CS080061	14/03/2019	4,345	1	0
CS080062 - 19 Aruba 2930F 48G PoE+4SFP Switch	CS080062	14/03/2019	4,345	1	0
CS080063 - 19 Aruba 2930F 48G PoE+4SFP Switch	CS080063	14/03/2019	4,345	1	0
CS080064 - 19 Aruba 2930F 24G PoE +4SFP Switch	CS080064	14/03/2019	1,806	1	0
CS080065 - 19 Aruba 2930F 24G PoE +4SFP Switch	CS080065	14/03/2019	1,806	1	0
CS080070 - 19 Fortigate 81E Hardware	CS080070	18/04/2019	6,325	1	0
CS080071 - 19 Fortigate 81E Hardware	CS080071	18/04/2019	6,325	1	0
CS080122 - 15 NAS Network Attached Storage Disk	CS080122	28/10/2015	1,692	1	0
CS080128 - 13 VDSL Connection	CS080128	15/03/2013	4,085	1	0
CS080129 - 14 3 x Cisco Wireless Access Points	CS080129	25/09/2014	1,825	1	0
CS0801291 - 15 2 x Cisco Wireless Access Points	CS0801291	21/10/2015	926	1	0
CS08078 - 04 2 x Maxtor 120GB Extnl Drive	CS08078	6/10/2005	664	1	0
CS08080 - 04 Crystal XL42 Scanner	CS08080	10/09/2004	30,375	1	0
CS08081 - 05 HP nc8230 Laptop	CS08081	11/04/2005	4,867	1	0
CS08087 - 06 HP nx7400 Core Duo T2400E 1.8 Laptop	CS08087	26/07/2006	3,287	1	0
CS08089 - 06 HP nx7400 Core Duo T2400E 1.8 Laptop	CS08089	26/07/2006	3,743	1	0
CS08096 - 07 HP 6710b Core 2 Duo T7100 Laptop	CS08096	12/09/2007	2,694	1	0
CS080972 - 08 HP 2133b Mini Laptop 2GB 160GB Vista	CS080972	19/08/2008	1,662	1	0
CS080973 - 08 ShadowProtect Desktop Bundle	CS080973	19/08/2008	733	1	0
CS080974 - 08 HP LP3065 30" TFT LCD Monitor DVI	CS080974	10/10/2008	1,434	1	0
CS080975 - 08 HP xw4600 E6550 2GB 80GB DVDROM	CS080975	31/10/2008	3,655	1	0
CS080980 - 09 HP Elitebook 8730w 17" Laptop	CS080980	30/06/2009	5,199	1	0
CS080981 - 09 HP Compaq 6730b 15.4 TS570 Laptop	CS080981	31/10/2009	2,446	1	0
CS080984 - 09 HP 8530p Core 2 Duo P8700 15.4 Laptop	CS080984	31/10/2009	2,975	1	0
CS080985 - 09 HP 6730b Core 2 Duo T6570 Laptop	CS080985	29/10/2009	1,899	1	0
CS080986 - 10 HP Z400 Intel Xeon W3505 3GB 500GB XP	CS080986	8/02/2010	1,839	1	0
CS080988 - 10 HP Probook 6540b 15.6 i7-620M Laptop	CS080988	18/05/2010	3,055	1	0
CS080989 - 10 HP Probook 6540b 15.6 i7-620M Laptop	CS080989	30/04/2010	2,599	1	0
CS080992 - 11 HP ProBook 6550b i7-740QM 4GB Laptop	CS080992	31/03/2011	2,840	1	0
CS080994 - 11 HP 6000 Pro AIO E8400 4GB 250GB	CS080994	29/04/2011	2,317	1	0
CS080995 - 11 HP 6000 Pro AIO E8400 4GB 250GB	CS080995	29/04/2011	2,389	1	0
CS080996 - 11 HP 6000 Pro AIO E8400 4GB 250GB	CS080996	29/04/2011	2,317	1	0
CS080998 - 11 HP 8200 Elite SFF i5-2400 4GB 250G	CS080998	30/09/2011	1,368	1	0
CS0809991 - 12 HP 8200 Elite SFF i7-260 Win7	CS0809991	13/06/2012	1,668	1	0
CS0809992 - 12 HP EliteBook 8560p 15.6 i7-2760 Win7	CS0809992	13/06/2012	2,704	1	0
CS0809993 - 12 HP EliteBook 8560w 15.6 i7-2630 Win7	CS0809993	29/06/2012	3,440	1	0
CS08101 - 02 GARMIN 12 GPS	CS08101	20/08/2002	647	1	0
CS081011 - 12 GeoxH 6000 Series Handheld	CS081011	18/05/2012	13,299	1	0

	Asset	Date	Opening Gross Carry Value CYC	Net Carry Value CYC	Amount insured
	Asset ID	Purchased			
Grand Total			523,590,780	498,847,979	132,551,067
CS08111 - 01 HP JetDirect Ext Print Serv	CS08111	30/06/2001	2,455	1	0
CS08113 - 02 Cannon S9000 BubbleJet Printer	CS08113	19/09/2002	1,386	1	0
CS08114 - 03 HP Design Jet Plotter 500PS Printer	CS08114	22/10/2003	6,778	1	0
CS081141 - 10 HP DesignJet T770 24in HD Printer	CS081141	20/10/2010	6,587	1	0
CS081142 - 16 HP DesignJet T2530 36" PS MF Printer	CS081142	29/02/2016	14,411	1	0
CS08115 - 05 Epson TMT88III Printer	CS08115	3/06/2005	756	1	0
CS08116 - 06 Oki ML4410 Dot Matrix Printer	CS08116	31/05/2006	4,680	1	0
CS08118 - 09 HP LaserJet P4015tn Printer	CS08118	30/06/2009	4,218	1	0
CS08119 - C3 Finisher +Booklet Maker for ApeoSport	CS08119	1/06/2021	1,638	1	0
CS081907 - 1 x HP (6250) LTO 6 HH SAS External Tape	CS081907	13/02/2020	2,510	1	0
CS081908 - MetroIPat Portable Appliance Tester+Acce	CS081908	13/11/2019	6,894	1	0
CS081926 - Ingenco Desk320	CS081926	24/03/2020	0	(43)	0
CS081927 - HP Elite Display E233	CS081927	21/06/2019	256	1	0
CS081928 - Intel NUC MINI PC i5-7260U 8GB 256GB W10	CS081928	24/09/2019	1,070	1	0
CS081929 - HP Prodesk600/G5Mini i7-9700T 8GB 10 PRO	CS081929	31/03/2020	0	(105)	0
CS081930 - HP Prodesk600/G5Mini i7-9700T 8GB 10 PRO	CS081930	31/03/2020	0	(105)	0
CS081931 - HP Prodesk600/G5Mini i7-9700T 8GB 10 PRO	CS081931	31/03/2020	0	(105)	0
CS081932 - HP Prodesk600/G5Mini i7-9700T 8GB 10 PRO	CS081932	31/03/2020	0	(105)	0
CS081933 - HP Prodesk600/G5Mini i7-9700T 8GB 10 PRO	CS081933	31/03/2020	0	(105)	0
CS081934 - HP Prodesk600/G5Mini i7-9700T 8GB 10 PRO	CS081934	31/03/2020	0	(105)	0
CS081935 - HP Elitedisplay E273M 27" Webcam	CS081935	31/03/2020	0	(35)	0
CS081936 - HP Elitedisplay E273M 27" Webcam	CS081936	31/03/2020	0	(35)	0
CS081937 - HP Elitedisplay E273M 27" Webcam	CS081937	31/03/2020	0	(35)	0
CS081938 - HP Elitedisplay E273M 27" Webcam	CS081938	31/03/2020	0	(35)	0
CS081939 - HP Elitedisplay E273 27" Wide IPS	CS081939	31/03/2020	0	(24)	0
CS081940 - HP Elitedisplay E273 27" Wide IPS	CS081940	31/03/2020	0	(24)	0
CS081942 - HP Elitebook 840 G6 14"/HP Dock stn	CS081942	23/08/2019	1,723	1	0
CS082001 - HP Elitebook 840 G6 14" SV i5-8365U	CS082001	30/05/2020	1,822	1	0
CS082002 - HP Elitebook 840 G6 14" SV i5-8365U	CS082002	30/05/2020	1,822	1	0
CS082003 - HP Elitebook 840 G6 14" SV i5-8365U	CS082003	30/05/2020	1,822	1	0
CS082004 - HP Elitebook 840 G6 14" SV i5-8365U	CS082004	30/05/2020	1,822	1	0
CS082005 - HP PRODESK 600 G5 mini i7	CS082005	30/05/2020	1,249	1	0
CS082006 - HP PRODESK 600 G5 mini i7	CS082006	30/05/2020	1,249	1	0
CS082007 - HP PRODESK 600 G5 mini i7	CS082007	30/05/2020	1,249	1	0
CS082008 - HP PRODESK 600 G5 mini i7	CS082008	30/05/2020	1,249	1	0
CS082009 - HP PRODESK 600 G5 mini i7	CS082009	30/05/2020	1,249	1	0
CS082010 - HP PRODESK 600 G5 mini i7	CS082010	30/05/2020	1,249	1	0
CS082011 - HP EliteDisplay E273M 27" Webcam IPS LED	CS082011	30/05/2020	430	1	0
CS082012 - HP EliteDisplay E273M 27" Webcam IPS LED	CS082012	30/05/2020	430	1	0
CS082013 - HP EliteDisplay E273M 27" Webcam IPS LED	CS082013	30/05/2020	430	1	0
CS082014 - HP EliteDisplay E273M 27" Webcam IPS LED	CS082014	30/05/2020	430	1	0
CS082015 - HP EliteDisplay E273 27" Wide IPS LED Mo	CS082015	30/05/2020	305	1	0
CS082016 - HP EliteDisplay E273 27" Wide IPS LED Mo	CS082016	30/05/2020	305	1	0
CS082017 - HP Zbook 15U G6 i7-8565U	CS082017	30/05/2020	2,902	1	0
CS082018 - HP Zbook 15U G6 i7-8565U	CS082018	30/05/2020	2,902	1	0
CS082019 - HP Elitedisplay E273M 27 Webcam IPS LED	CS082019	30/05/2020	418	1	0
CS082020 - HP Elitedisplay E273 27 Wide IPS LED Mon	CS082020	30/05/2020	288	1	0
CS082022 - 10 Epson EB 1735w Projector	CS082022	22/11/2010	2,655	1	0
CS082023 - 10 Epson 60" Diagonal Vertical-Up Screen	CS082023	22/11/2010	545	1	0
CS082024 - 10 Epson 80" Viewtech Vertical-Up Screen	CS082024	19/07/2010	650	1	0
CS082025 - 16 Epson Ultra Mobile Projectors	CS082025	31/07/2016	1,688	1	0
CS082026 - 16 Epson Ultra Mobile Projectors	CS082026	31/07/2016	1,688	1	0
CS082027 - 17 Epson EB-1430Wi Interactive Projector	CS082027	31/07/2016	6,916	1	0
CS082028 - 17 Epson EB-585Wi Interactive Projector	CS082028	31/07/2017	5,415	1	0
CS082029 - 17 DJI Spark Ultimate combo Drone	CS082029	15/12/2017	1,062	1	0
CS0820291 - 17 DJI Spark Fly More Combo Drone	CS0820291	21/12/2017	898	1	0

	Asset	Date	Opening Gross Carry Value CYC	Net Carry Value CYC	Amount insured
	Asset ID	Purchased			
Grand Total			523,590,780	498,847,979	132,551,067
CS0820292 - 17 DJI Mavic Pro Fly More Combo Dron	CS0820292	21/12/2017	2,177	1	0
CS0820293 - 17 DJI Mavic Pro Fly More Combo Dron	CS0820293	21/12/2017	1,601	1	0
CS0820294 - 17 ReadyNAS Web Design Digital Storage	CS0820294	12/07/2017	1,602	1	0
CS0820295 - Logitech Rally Plus Conference Sys (Cham	CS0820295	30/06/2020	4,583	1	0
CS082030 - Rukus 3 Year Licence (14)	CS082030	30/05/2020	3,875	1	0
CS082031 - Rukus ZF R 610 dual band Cloud WIFI (14)	CS082031	30/05/2020	13,081	1	0
CS082033 - 16 DJI Phantom 4 Drone	CS082033	3/11/2016	3,252	1	0
CS082073 - 08 Nexis 100AP DVD/CD Publisher	CS082073	6/03/2008	2,424	1	0
CS082074 - 09 HP LE2201W 22" Wide LCD Monitors	CS082074	30/09/2009	200	1	0
CS082075 - 09 HP LE2201W 22" Wide LCD Monitors	CS082075	30/09/2009	200	1	0
CS082076 - 11 HP LE2202X WLED 21.5 Monitors	CS082076	27/03/2012	442	1	0
CS082077 - 13 HP LE2002xm WLED Monitor	CS082077	30/04/2013	185	1	0
CS082078 - 13 Phillips WLED Monitors	CS082078	26/06/2013	1,330	1	0
CS082101 - 14 HP EliteDisplay E221 21.5 LED Monitor	CS082101	13/10/2014	233	1	0
CS082102 - 15 HP EliteDisplay E221 21.5 LED Monitor	CS082102	20/10/2014	900	1	0
CS082104 - 15 HP EliteDisplay E201 20" LCD Monitors	CS082104	27/03/2015	380	1	0
CS082105 - 15 HP Z27i 27 inch IPS Monitor	CS082105	26/03/2015	1,490	1	0
CS0821051 - 15 HP Z27i 27" Wide LED Monitor	CS0821051	11/12/2015	830	1	0
CS0821052 - 15 HP Z221i 21.5" Wide IPS LED Monitors	CS0821052	20/08/2015	900	1	0
CS0821053 - 16 HP EliteDisplay E272q 27" LED Monitor	CS0821053	30/11/2016	870	1	0
CS0821054 - 17 Viewsonic 27" Monitors	CS0821054	30/03/2017	2,357	1	0
CS082406 - Ruckus Dual Band	CS082406	30/09/2023	1,349	1,040	0
CS082407 - Gecko ubiquiti AIO	CS082407	25/01/2024	1,414	1,090	0
CS082408 - HP P27h G5 68.6 cm (27")	CS082408	27/07/2023	269	207	0
CS082409 - HP P27h G5 68.6 cm (27")	CS082409	27/07/2023	269	207	0
CS082410 - HP P27h G5 68.6 cm (27")	CS082410	27/07/2023	269	207	0
CS082411 - HP P27h G5 68.6 cm (27")	CS082411	27/07/2023	269	207	0
CS082412 - HP P27h G5 68.6 cm (27")	CS082412	27/07/2023	269	207	0
CS08241202 - HP Elitebook 860 G12	CS08241202	1/12/2024	0	1,661	0
CS08241203 - HP Elitebook 860 G13	CS08241203	2/12/2024	0	1,661	0
CS08241204 - HP Elitebook 860 G14	CS08241204	3/12/2024	0	1,661	0
CS08241205 - HP Elitebook 860 G15	CS08241205	4/12/2024	0	1,661	0
CS08241206 - Jabra Evolve 65 X6	CS08241206	5/12/2024	0	993	0
CS082413 - HP P27h G5 68.6 cm (27")	CS082413	27/07/2023	269	207	0
CS082414 - HP P27h G5 68.6 cm (27")	CS082414	27/07/2023	269	207	0
CS082415 - Samsung Galaxy S23 Ultra 5G	CS082415	24/10/2023	1,957	1,509	0
CS082416 - Microsoft Surface Pro 8 4G L	CS082416	23/08/2023	2,143	1,652	0
CS082417 - Microsoft Surface Pro 9 512	CS082417	18/03/2024	2,738	2,111	0
CS082418 - Jabra Evolve 65 SE wireless	CS082418	23/08/2023	262	202	0
CS082419 - Jabra Evolve 65 SE wireless	CS082419	23/08/2023	262	202	0
CS082420 - Jabra Evolve 65 SE wireless	CS082420	23/08/2023	262	202	0
CS082421 - Jabra Evolve 65 SE wireless	CS082421	23/08/2023	262	202	0
CS082422 - Jabra Evolve 65 SE wireless	CS082422	23/08/2023	262	202	0
CS082423 - Jabra Evolve 65 SE wireless	CS082423	23/08/2023	262	202	0
CS082424 - Jabra Evolve 65 SE wireless	CS082424	23/08/2023	262	202	0
CS082425 - Jabra Evolve 65 SE wireless	CS082425	23/08/2023	262	202	0
CS082426 - Jabra Evolve 65 SE wireless	CS082426	23/08/2023	262	202	0
CS082427 - Jabra Evolve 65 SE wireless	CS082427	23/08/2023	262	202	0
CS082428 - Jabra Evolve 65 SE wireless	CS082428	23/08/2023	262	202	0
CS082429 - Jabra Evolve 65 SE wireless	CS082429	23/08/2023	262	202	0
CS082430 - HP Thunderbolt Dock 120W G4	CS082430	1/09/2023	295	227	0
CS082431 - HP Thunderbolt Dock 120W G4	CS082431	1/09/2023	295	227	0
CS082432 - HP Thunderbolt Dock 120W G4	CS082432	1/09/2023	295	227	0
CS082433 - HP Thunderbolt Dock 120W G4	CS082433	1/09/2023	295	227	0
CS082434 - HP Thunderbolt Dock 120W G4	CS082434	1/09/2023	295	227	0
CS082435 - HP Thunderbolt Dock 120W G4	CS082435	1/09/2023	295	227	0

	Asset	Date	Opening Gross Carry Value CYC	Net Carry Value CYC	Amount insured
	Asset ID	Purchased			
Grand Total			523,590,780	498,847,979	132,551,067
CS082436 - HP Thunderbolt Dock 120W G4	CS082436	1/09/2023	295	227	0
CS082437 - HP Thunderbolt Dock 120W G4	CS082437	1/09/2023	295	227	0
CS082438 - HP Thunderbolt Dock 120W G4	CS082438	1/09/2023	295	227	0
CS082439 - HP Thunderbolt Dock 120W G4	CS082439	1/09/2023	295	227	0
CS082440 - HP Thunderbolt Dock 120W G4	CS082440	1/09/2023	295	227	0
CS082441 - HP Thunderbolt Dock 120W G4	CS082441	1/09/2023	295	227	0
CS082442 - HP P27h G5 computer monitor	CS082442	31/08/2023	297	229	0
CS082443 - HP P27h G5 computer monitor	CS082443	31/08/2023	297	229	0
CS082444 - HP P27h G5 computer monitor	CS082444	31/08/2023	297	229	0
CS082445 - HP P27h G5 computer monitor	CS082445	31/08/2023	297	229	0
CS082446 - HP P27h G5 computer monitor	CS082446	31/08/2023	297	229	0
CS082447 - HP P27h G5 computer monitor	CS082447	31/08/2023	297	229	0
CS082448 - HP P27h G5 computer monitor	CS082448	31/08/2023	297	229	0
CS082449 - HP P27h G5 computer monitor	CS082449	31/08/2023	297	229	0
CS082450 - HP P27h G5 computer monitor	CS082450	31/08/2023	297	229	0
CS082451 - HP P27h G5 computer monitor	CS082451	31/08/2023	297	229	0
CS082452 - HP P27h G5 computer monitor	CS082452	31/08/2023	297	229	0
CS082453 - HP P27h G5 computer monitor	CS082453	31/08/2023	297	229	0
CS082454 - HP ZBook Studio G10/i7-13700	CS082454	14/02/2024	2,336	1,801	0
CS082455 - HP Thunderbolt Dock 280W G4	CS082455	14/02/2024	2,336	1,801	0
CS082456 - HPE Tech Care Basic wDMR SVC	CS082456	19/02/2024	5,295	4,082	0
CS082457 - HP EliteBook 860 G10 i5-1345	CS082457	5/03/2024	1,857	1,431	0
CS082458 - HP EliteBook 860 G10 i5-1345	CS082458	5/03/2024	1,857	1,431	0
CS082459 - HP EliteBook 860 G10 i5-1345	CS082459	5/03/2024	1,857	1,431	0
CS082460 - HP EliteBook 860 G10 i5-1345	CS082460	5/03/2024	1,857	1,431	0
CS082461 - HP EliteBook 860 G10 i5-1345	CS082461	25/08/2023	1,742	1,343	0
CS082462 - HP EliteBook 860 G10 i5-1345	CS082462	25/08/2023	1,742	1,343	0
CS082463 - HP EliteBook 860 G10 i5-1345	CS082463	25/08/2023	1,742	1,343	0
CS082464 - HP EliteBook 860 G10 i5-1345	CS082464	25/08/2023	1,742	1,343	0
CS082465 - HP EliteBook 860 G10 i5-1345	CS082465	25/08/2023	1,742	1,343	0
CS082466 - HP EliteBook 860 G10 i5-1345	CS082466	25/08/2023	1,742	1,343	0
CS082467 - HP EliteBook 860 G10 i5-1345	CS082467	25/08/2023	1,742	1,343	0
CS082468 - HP EliteBook 860 G10 i5-1345	CS082468	25/08/2023	1,742	1,343	0
CS082469 - HP EliteBook 860 G10 i5-1345	CS082469	25/08/2023	1,742	1,343	0
CS082470 - HP EliteBook 860 G10 i5-1345	CS082470	25/08/2023	1,742	1,343	0
CS082471 - HP EliteBook 860 G10 i5-1345	CS082471	25/08/2023	1,742	1,343	0
CS082472 - HP EliteBook 860 G10 i5-1345	CS082472	25/08/2023	1,742	1,343	0
CS082475 - HP Z40c G3 40" Class Webcam	CS082475	29/03/2024	2,108	1,625	0
CS082476 - Laptop Surface Pro	CS082476	10/04/2024	106	82	0
CS082477 - Isite Install	CS082477	30/06/2024	913	704	0
CS082478 - Starlink	CS082478	30/06/2024	1,021	787	0
CS082479 - Headsets	CS082479	1/04/2023	1,736	1,338	0
CS082480 - EliteBook 860 G9	CS082480	1/04/2023	1,714	1,321	0
CS082481 - EliteBook 860 G9	CS082481	1/04/2023	1,714	1,321	0
CS082482 - EliteBook 860 G9	CS082482	1/04/2023	1,714	1,321	0
CS082483 - EliteBook 860 G9	CS082483	1/04/2023	1,714	1,321	0
CS082484 - EliteBook 860 G9	CS082484	1/04/2023	1,714	1,321	0
CS082485 - HP Aruba Switch	CS082485	15/06/2023	772	595	0
CS082486 - Dell Monitors	CS082486	16/06/2023	838	646	0
CS08250101 - 5xHP Laptop Kits	CS08250101	1/01/2025	0	4,026	0
CS08250201 - Nokia Nuage	CS08250201	8/02/2025	0	1,935	0
CS08250202 - HPE Instant On	CS08250202	8/02/2025	0	1,460	0
CS083001 - 06 Panasonic 1400w Vacuum Cleaner	CS083001	6/04/2006	178	1	0
CS084001 - 12 PTH-850-Intuos5 Pen & Touch Tablet	CS084001	30/07/2012	569	1	0
CS084002 - 12 HP 8200 Elite SFF i7-2600	CS084002	9/11/2012	1,694	1	0
CS084003 - 12 HP 8570p BNBPC	CS084003	14/11/2012	2,072	1	0

		Asset	Date	Opening Gross Carry Value CYC	Net Carry Value CYC	Amount insured
		Asset ID	Purchased			
Grand Total				523,590,780	498,847,979	132,551,067
	CS084004 - 12 HP 8300 AIO Elite i5-3470S	CS084004	22/11/2012	1,635	1	0
	CS084005 - 13 HP IDS UMA 8570p NB PC	CS084005	30/04/2013	2,017	1	0
	CS084006 - 13 Acer Veriton N2620G Thin Client	CS084006	13/09/2013	1,163	1	0
	CS084007 - 13 Acer Veriton N2620G Thin Client	CS084007	13/09/2013	1,163	1	0
	CS084008 - 13 HP EliteBook 8570W	CS084008	13/09/2013	4,344	1	0
	CS084009 - 13 HP Z420 90+ E5-1620 16GB 256GB SSD	CS084009	11/11/2013	4,375	1	0
	CS084010 - 13 HP ZR2440w 24" LED S-IPS Monitor	CS084010	14/10/2013	465	1	0
	CS084011 - 13 HP 850 IDS DSC i7 4600U Laptop	CS084011	15/01/2013	2,188	1	0
	CS084012 - 13 HP 850 IDS DSC i7 4600U 850 Laptop	CS084012	9/12/2013	2,423	1	0
	CS084013 - 14 HP 850 IDS DSC i7 4600U 850 Laptop	CS084013	18/02/2014	2,188	1	0
	CS084014 - 14 HP 850 IDS DSC i7 4600U 850 Laptop	CS084014	18/02/2014	2,423	1	0
	CS084015 - 14 Apple Mac Air 13.3 1.7GHz i7 8GB 512G	CS084015	10/04/2014	6,903	1	0
	CS084016 - 14 Apple 27" Thunderbolt LED Display	CS084016	10/04/2014	1,629	1	0
	CS0840161 - 14 Apple MacBook Air 13" Web Design	CS0840161	20/08/2014	4,239	1	0
	CS0840162 - 14 Apple 27" Thunderbolt LED Display	CS0840162	20/08/2014	1,434	1	0
	CS0840163 - 15 Apple MacBook Pro 13 2.7 i5	CS0840163	30/06/2015	3,258	1	0
	CS0840164 - 15 Apple 27" Thunderbolt LED Display	CS0840164	30/06/2015	1,457	1	0
	CS0840165 - 16 Apple MacBook Pro 13" 2.9 i5 16GB 1TB	CS0840165	23/05/2016	4,105	1	0
	CS0840167 - 17 Apple Mac Pro 15	CS0840167	13/03/2017	6,593	1	0
	CS0840168 - 17 Apple Mac Pro 15	CS0840168	16/05/2017	5,484	1	0
	CS084017 - 14 Acer Veriton N2620G Thin Client	CS084017	12/06/2014	728	1	0
	CS0840171 - 14 HP EliteBook 850 i7 G1 Laptop	CS0840171	31/10/2014	2,159	1	0
	CS0840172 - 14 HP EliteBook 850 i7 G1 Laptop	CS0840172	25/11/2014	2,159	1	0
	CS0840173 - 14 HP EliteBook 850 i7 G1 Laptop	CS0840173	25/11/2014	2,159	1	0
	CS0840174 - 14 HP EliteBook 850 15.6 i5 Win 8 DGW7	CS0840174	30/06/2014	2,740	1	0
	CS0840175 - 14 HP EliteDesk SFF 800 G1	CS0840175	22/09/2014	1,950	1	0
	CS084018 - 15 HP EliteBook 850 G2 15.6" i7 W8 DGW7	CS084018	23/02/2015	3,078	1	0
	CS0840181 - 15 HP EliteBook 850 G2 15.6" i7 W8 DGW7	CS0840181	23/02/2015	3,324	1	0
	CS084019 - 15 HP EliteBook 850 G2 15.6 i5 Win8 DGW7	CS084019	23/02/2015	2,310	1	0
	CS084020 - 15 HP ZBook 17.3 i7 8GB 32+750GB Laptop	CS084020	23/02/2015	4,781	1	0
	CS084200 - 14 HP t410 Smart Zero Thin Clients	CS084200	12/09/2014	950	1	0
	CS084201 - 14 HP t620 Smart Zero Thin Clients	CS084201	20/10/2014	2,922	1	0
	CS084202 - 15 HP t620 Smart Zero Thin Clients	CS084202	14/04/2015	1,984	1	0
	CS0842021 - 15 HP EliteBook 850 G2 i7-5600U Laptop	CS0842021	11/12/2015	2,648	1	0
	CS0842022 - 15 HP EliteBook 850 G2 i7-5600U Laptop	CS0842022	16/12/2015	2,648	1	0
	CS0842023 - 15 HP 850 G2 i7-5600U Laptop	CS0842023	20/08/2015	2,547	1	0
	CS0842024 - 15 HP 850 G2 i7-5600U Laptop	CS0842024	11/09/2015	1,997	1	0
	CS0842025 - 15 HP ZBook 14 G2 14" i7-5600U 16GB 256G	CS0842025	18/08/2015	3,748	1	0
	CS0842026 - 16 HP ProDesk G2 SFF i76700	CS0842026	23/02/2016	2,711	1	0
	CS0842027 - 16 HP ProDesk G2 SFF i76700	CS0842027	11/09/2015	2,712	1	0
	CS0842028 - 16 HP Z440 E5-1650v3 32GB 1TB Workstn	CS0842028	13/06/2016	5,706	1	0
	CS0842029 - 16 HP EliteBook 850 G2 i5-5300U Laptop	CS0842029	18/01/2016	1,871	1	0
	CS0842030 - 16 HP ProBook 450 Laptop	CS0842030	31/07/2016	1,668	1	0
	CS0842031 - 16 HP EliteBook i7 850 G3 Laptop	CS0842031	16/11/2016	2,433	1	0
	CS0842032 - 16 HP EliteBook i7 850 G3 Laptop	CS0842032	31/10/2016	2,433	1	0
	CS0842033 - 16 HP EliteOne 800 G2 i5 AIO Desktop	CS0842033	11/07/2016	1,784	1	0
	CS08420331 - 16 HP EliteBook 850 G3 i5	CS08420331	30/11/2016	1,952	1	0
	CS08420332 - 16 HP EliteBook 850 G3 i5	CS08420332	30/11/2016	1,952	1	0
	CS08420333 - 16 HP EliteBook 850 G3 i5	CS08420333	30/11/2016	1,952	1	0
	CS08420334 - 16 HP EliteBook 850 G3 i5	CS08420334	30/11/2016	1,952	1	0
	CS08420335 - 16 HP EliteBook 850 G3 i5	CS08420335	30/11/2016	1,952	1	0
	CS0842034 - 17 HP EliteOne 800 G2 i5 AIO Desktop	CS0842034	19/01/2017	1,886	1	0
	CS0842035 - 17 HP EliteOne 800 G2 i5 AIO Desktop	CS0842035	22/03/2017	1,814	1	0
	CS0842036 - 17 HP EliteOne 800 G2 i5 AIO Desktop	CS0842036	1/04/2017	1,748	1	0
	CS0842037 - 17 HP EliteOne 800 G2 i5 AIO Desktop	CS0842037	31/05/2017	1,748	1	0
	CS0842038 - 17 HP EliteBook x360 G2 i7 Laptop	CS0842038	27/04/2017	5,503	1	0

				Opening Gross Carry Value CYC	Net Carry Value CYC	Amount insured
Asset		Date				
Asset ID	Purchased					
Grand Total				523,590,780	498,847,979	132,551,067
CS0842039 - 17 HP EliteBook 850 G4 i7 Win 10	CS0842039	31/05/2017		2,654	1	0
CS0842040 - 17 HP EliteBook 850 i5 8GB	CS0842040	31/01/2017		2,064	1	0
CS0842041 - 17 HP Z420 GIS Work Station	CS0842041	11/05/2017		10,652	1	0
CS0842042 - 17 HP ProDesk 600G2 SFF	CS0842042	1/05/2017		1,897	1	0
CS08420421 - 17 HP EliteDesk 800 G3 Mini i7 Wifi W10	CS08420421	1/07/2018		2,971	1	0
CS08420422 - 17 HP EliteBook 850 G4 Win 10	CS08420422	10/11/2017		2,181	1	0
CS08420423 - 17 HP EliteBook 850 G4 Win 10	CS08420423	10/11/2017		2,181	1	0
CS08420424 - 17 HP EliteBook X360 G2 i7 Win 10	CS08420424	21/12/2017		3,395	1	0
CS0842043 - 18 HP ProDesk 600 G3 SFF i5 8GB Win 10	CS0842043	1/07/2018		1,278	1	0
CS0842044 - 18 HP ProDesk 600 G3 SFF i5 8GB Win 10	CS0842044	31/05/2018		1,278	1	0
CS0842045 - 18 HP Elitebook G5 830 i5 Win 10 Laptop	CS0842045	30/04/2018		1,844	1	0
CS0842046 - 18 HP Elitebook G5 840 G5 i5 Laptop	CS0842046	31/05/2018		1,938	1	0
CS0842047 - 19 HP EliteDisplay E273 27-inch Monitor	CS0842047	28/09/2018		310	1	0
CS0842048 - 19 MS Surface Pro - i5 / 8GB / 256GB	CS0842048	24/07/2018		3,130	1	0
CS0842049 - 19 HP EliteDisplay E273 27-inch Monitor	CS0842049	28/09/2018		310	1	0
CS0842050 - 19 HP Elitebook 840 G5 14"	CS0842050	4/01/2019		2,276	1	0
CS0842051 - 19 HP Elitebook 840 G5 14" i5	CS0842051	4/01/2019		2,249	1	0
CS0842052 - 19 HP Elitebook 840 G5 14" i5-8250U	CS0842052	4/01/2019		2,249	1	0
CS0842053 - 19 HP Elitebook 840 G5 14" i5-	CS0842053	4/01/2019		1,954	1	0
CS0842054 - 19 HP Elitebook 840 G5 14" i5	CS0842054	4/01/2019		1,954	1	0
CS0842055 - 19 HP ProDesk 800 G4 SFF i7 Win10	CS0842055	9/03/2019		1,392	1	0
CS0842056 - 19 HP EliteBook 360 G2 i5	CS0842056	7/09/2018		2,655	1	0
CS0842101 - HO Elitebook 840 14"	CS0842101	1/06/2021		1,466	1	0
CS0842102 - HO Elitebook 840 14"	CS0842102	1/06/2021		257	1	0
CS0842103 - HP Z43	CS0842103	1/06/2021		1,140	1	0
CS0842104 - HP Z38c	CS0842104	1/06/2021		1,825	1	0
CS0842105 - HP Z38c	CS0842105	1/06/2021		1,825	1	0
CS0842106 - HP Z38c	CS0842106	1/06/2021		1,825	1	0
CS0842107 - 21 HP ELITEDISPLAY E273M 27" WEBCAM IPS	CS0842107	1/06/2021		417	1	0
CS0842108 - 21 HP ELITEDISPLAY E273M 27" WEBCAM IPS	CS0842108	1/06/2021		417	1	0
CS0842109 - 21 HP ELITEDISPLAY E273M 27" WEBCAM IPS	CS0842109	1/06/2021		417	1	0
CS0842110 - 21 HP ELITEDISPLAY E273M 27" WEBCAM IPS	CS0842110	1/06/2021		417	1	0
CS0842111 - HP Elitedisplay e273 27"	CS0842111	1/06/2021		281	1	0
CS0842112 - HP Elitedisplay e273 27"	CS0842112	1/06/2021		281	1	0
CS0842113 - HP Elitedisplay e273 27"	CS0842113	1/06/2021		281	1	0
CS0842114 - HP Elitedisplay e273 27"	CS0842114	1/06/2021		281	1	0
CS0842115 - HP Elitedisplay e273 27"	CS0842115	1/06/2021		281	1	0
CS0842116 - HP Elitedisplay e273 27"	CS0842116	1/06/2021		281	1	0
CS0842117 - HP Elitedisplay e273 27"	CS0842117	1/06/2021		281	1	0
CS0842118 - HP Elitebook 840 G6 Laptop 14inch	CS0842118	1/06/2021		1,444	1	0
CS0842119 - HP Elitebook 840 G6 Laptop 14inch	CS0842119	1/06/2021		1,444	1	0
CS0842120 - HP Elitebook 840 G6 Laptop 14inch	CS0842120	1/06/2021		1,444	1	0
CS0842121 - HP Elitebook 840 G6 Laptop 14inch	CS0842121	1/06/2021		1,444	1	0
CS0842122 - HP Elitebook 840 G6 Laptop 14inch	CS0842122	1/06/2021		1,444	1	0
CS0842123 - HP Ultraslim Docking Stations	CS0842123	1/06/2021		177	1	0
CS0842124 - HP Ultraslim Docking Stations	CS0842124	1/06/2021		177	1	0
CS0842125 - HP Ultraslim Docking Stations	CS0842125	1/06/2021		177	1	0
CS0842126 - HP Ultraslim Docking Stations	CS0842126	1/06/2021		177	1	0
CS0842127 - HP Ultraslim Docking Stations	CS0842127	1/06/2021		177	1	0
CS0842128 - HP Ultraslim Docking Stations	CS0842128	1/06/2021		177	1	0
CS0842129 - MiniPC-Server backup	CS0842129	1/06/2021		811	1	0
CS0842130 - HP Elitedisplay E273 Monitor	CS0842130	1/06/2021		400	1	0
CS0842131 - HP Elitedisplay E273 Monitor	CS0842131	1/06/2021		400	1	0
CS0842132 - HP Elitedisplay e273 27"	CS0842132	1/06/2021		271	1	0
CS0842133 - HP Elitedisplay e273 27"	CS0842133	1/06/2021		271	1	0
CS0842134 - HP EB840G6 Laptops	CS0842134	1/06/2021		1,550	1	0

	Asset	Date	Opening Gross Carry Value CYC	Net Carry Value CYC	Amount insured
	Asset ID	Purchased			
Grand Total			523,590,780	498,847,979	132,551,067
CS0842135 - HP EB840G6 Laptops	CS0842135	1/06/2021	1,550	1	0
CS0842136 - HP EB840G6 Laptops	CS0842136	1/06/2021	1,550	1	0
CS0842137 - HP EB840G6 Laptops	CS0842137	1/06/2021	1,550	1	0
CS0842138 - HP Slimline docking bay	CS0842138	1/06/2021	170	1	0
CS0842139 - HP Slimline docking bay	CS0842139	1/06/2021	170	1	0
CS0842140 - HP Slimline docking bay	CS0842140	1/06/2021	170	1	0
CS0842141 - HP Slimline docking bay	CS0842141	1/06/2021	170	1	0
CS0842142 - HP Laptop EB 840 G6	CS0842142	1/06/2021	1,637	1	0
CS0842143 - HP Laptop EB 840 G6	CS0842143	1/06/2021	1,637	1	0
CS0842144 - HP Laptop EB 840 G6	CS0842144	1/06/2021	1,637	1	0
CS0842145 - HP Monitors 27"	CS0842145	1/06/2021	422	1	0
CS0842146 - HP Monitors 27"	CS0842146	1/06/2021	422	1	0
CS0842147 - HP Monitors 27"	CS0842147	1/06/2021	422	1	0
CS0842148 - HP Monitors 27"	CS0842148	1/06/2021	422	1	0
CS0842149 - HP Monitors 27"	CS0842149	1/06/2021	285	1	0
CS0842150 - HP Monitors 27"	CS0842150	1/06/2021	285	1	0
CS0842151 - HP Ultraslim Docking Stations	CS0842151	1/06/2021	180	1	0
CS0842152 - HP Ultraslim Docking Stations	CS0842152	1/06/2021	180	1	0
CS0842153 - HP Ultraslim Docking Stations	CS0842153	1/06/2021	180	1	0
CS0842154 - HP Ultraslim Docking Stations	CS0842154	1/06/2021	180	1	0
CS0842155 - Sennheiser Headsets set of 10	CS0842155	1/06/2021	1,924	1	0
CS0842156 - Polycom Studio Conference Video Bar	CS0842156	1/06/2021	1,783	1	0
CS0842157 - Polycom Studio Conference Video Bar	CS0842157	1/06/2021	1,783	1	0
CS0842158 - Intel NUC Desktop computer	CS0842158	1/06/2021	588	1	0
CS0842159 - Intel NUC Desktop computer	CS0842159	1/06/2021	588	1	0
CS0842160 - Intel NUC Desktop computer	CS0842160	1/06/2021	588	1	0
CS0842161 - Samsung Galaxy A51 128GB	CS0842161	1/06/2021	590	1	0
CS0842162 - Samsung Galaxy A51 128GB	CS0842162	1/06/2021	650	1	0
CS0842165 - Samsung Galaxy A31	CS0842165	1/06/2021	533	1	0
CS0842166 - Samsung Galaxy A31	CS0842166	1/06/2021	533	1	0
CS0842167 - Samsung Galaxy A31	CS0842167	1/06/2021	533	1	0
CS0842168 - Samsung Galaxy A31	CS0842168	1/06/2021	533	1	0
CS0842169 - Samsung Galaxy A31	CS0842169	1/06/2021	533	1	0
CS0842170 - Samsung Galaxy A31	CS0842170	1/06/2021	507	1	0
CS0842171 - Samsung Galaxy A31	CS0842171	1/06/2021	511	1	0
CS0842172 - Samsung Galaxy A31	CS0842172	1/06/2021	511	1	0
CS0842173 - Samsung Galaxy A31	CS0842173	1/06/2021	511	1	0
CS0842174 - VisTab sign in / Sign out tablet and st	CS0842174	30/06/2021	683	1	0
CS0842175 - Samsung Galaxy A12 - White	CS0842175	30/06/2021	278	1	0
CS0842176 - Samsung Galaxy A12 - White	CS0842176	30/06/2021	293	1	0
CS0842177 - Samsung Galaxy A12 - White	CS0842177	30/06/2021	278	1	0
CS0842178 - Samsung Galaxy A31 - Black	CS0842178	30/06/2021	533	1	0
CS0842179 - Samsung Galaxy A12 - White	CS0842179	30/06/2021	278	1	0
CS0842180 - Samsung Galaxy A31 - Black	CS0842180	30/06/2021	533	1	0
CS0842181 - Computer Kiosk Unit	CS0842181	30/06/2021	4,702	1	0
CS0842182 - Computer Kiosk Unit	CS0842182	30/06/2021	4,702	1	0
CS0842183 - 1x HP ELITEBOOK 850 G7 15.6" i5-10310U	CS0842183	30/06/2021	1,729	1	0
CS0842184 - 1x HP ZBOOK CREATE G7 15.6" i7-10750H	CS0842184	30/06/2021	3,709	1	0
CS0842185 - 1 x HP Z32 UHD 4K Display	CS0842185	30/06/2021	1,998	1	0
CS0842186 - SAN and Server upgrade FY21	CS0842186	30/06/2021	49,840	703	0
CS0842187 - MS Surface Pro 7+ Tablet	CS0842187	30/06/2021	2,217	1	0
CS0842188 - Poly Studio 4K Premium USB Video Bar	CS0842188	31/07/2021	1,250	26	0
CS0842189 - DELL LATITUDE 5520 15.6" FHD i7-1165G7,	CS0842189	31/08/2021	1,803	75	0
CS0842190 - DELL LATITUDE 5520 15.6" FHD i7-1165G7,	CS0842190	31/08/2021	1,803	75	0
CS0842191 - DELL LATITUDE 5520 15.6" FHD i7-1165G7,	CS0842191	31/08/2021	1,803	75	0
CS0842192 - DELL LATITUDE 5520 15.6" FHD i7-1165G7,	CS0842192	31/08/2021	1,803	75	0

		Asset	Date	Opening Gross Carry Value CYC	Net Carry Value CYC	Amount insured
		Asset ID	Purchased			
Grand Total				523,590,780	498,847,979	132,551,067
	CS0842193 - DELL LATITUDE 5520 15.6" FHD i7-1165G7,	CS0842193	31/08/2021	1,803	75	0
	CS0842194 - DELL LATITUDE 5520 15.6" FHD i7-1165G7,	CS0842194	31/08/2021	1,803	75	0
	CS0842195 - DELL D6000 DOCKING STATION	CS0842195	31/10/2021	232	19	0
	CS0842196 - DELL D6000 DOCKING STATION	CS0842196	31/10/2021	232	19	0
	CS0842197 - DELL D6000 DOCKING STATION	CS0842197	31/10/2021	232	19	0
	CS0842198 - DELL D6000 DOCKING STATION	CS0842198	31/10/2021	232	19	0
	CS0842199 - DELL D6000 DOCKING STATION	CS0842199	31/10/2021	232	19	0
	CS0842200 - DELL D6000 DOCKING STATION	CS0842200	31/10/2021	232	19	0
	CS0842201 - HP E27 G4 FHD Monitor	CS0842201	31/10/2021	275	23	0
	CS0842202 - HP E27 G4 FHD Monitor	CS0842202	31/10/2021	275	23	0
	CS0842203 - HP E27 G4 FHD Monitor	CS0842203	31/10/2021	275	23	0
	CS0842204 - HP E27 G4 FHD Monitor	CS0842204	31/10/2021	275	23	0
	CS0842205 - HP ELITEDISPLAY E273M 27" WEBCAM IPS LED	CS0842205	31/10/2021	400	33	0
	CS0842206 - HP ELITEDISPLAY E273M 27" WEBCAM IPS LED	CS0842206	31/10/2021	400	33	0
	CS0842207 - HP ELITEDISPLAY E273M 27" WEBCAM IPS LED	CS0842207	31/10/2021	400	33	0
	CS0842208 - HP ELITEDISPLAY E273M 27" WEBCAM IPS LED	CS0842208	31/10/2021	400	33	0
	CS0842209 - HP ELITEDISPLAY E273M 27" WEBCAM IPS LED	CS0842209	31/10/2021	400	33	0
	CS0842210 - HP ELITEDISPLAY E273M 27" WEBCAM IPS LED	CS0842210	31/10/2021	400	33	0
	CS0842211 - HP ELITEDISPLAY E273M 27" WEBCAM IPS LED	CS0842211	31/10/2021	400	33	0
	CS0842212 - HP ELITEDISPLAY E273M 27" WEBCAM IPS LED	CS0842212	31/10/2021	400	33	0
	CS0842213 - Microsoft SURFACE GO 2 LTE M/8/128 + TYP	CS0842213	31/12/2021	1,624	167	0
	CS0842214 - Microsoft SURFACE GO 2 LTE M/8/128 + TYP	CS0842214	31/12/2021	1,624	167	0
	CS0842215 - Microsoft SURFACE GO 2 LTE M/8/128 + TYP	CS0842215	31/12/2021	1,624	167	0
	CS0842216 - Fibre optic cable network upgrade 2021	CS0842216	31/12/2021	10,934	7,107	0
	CS0842217 - DELL LATITUDE 5520 15.6" laptop	CS0842217	31/12/2021	1,914	239	0
	CS0842218 - DELL LATITUDE 5520 15.6" laptop	CS0842218	31/12/2021	1,914	239	0
	CS0842219 - DELL LATITUDE 5520 15.6" laptop	CS0842219	31/12/2021	1,914	239	0
	CS0842220 - DELL LATITUDE 5520 15.6" laptop	CS0842220	31/12/2021	1,914	239	0
	CS0842221 - DELL LATITUDE 5520 15.6" laptop	CS0842221	31/12/2021	1,914	239	0
	CS0842222 - DELL LATITUDE 5520 15.6" laptop	CS0842222	31/12/2021	1,914	239	0
	CS0842223 - DELL LATITUDE 5520 15.6" laptop	CS0842223	31/12/2021	1,914	239	0
	CS0842224 - DELL LATITUDE 5520 15.6" laptop	CS0842224	31/12/2021	1,914	239	0
	CS0842225 - DELL LATITUDE 5520 15.6" laptop	CS0842225	31/12/2021	1,914	239	0
	CS0842226 - DELL LATITUDE 5520 15.6" laptop	CS0842226	31/12/2021	1,914	239	0
	CS0842227 - Lenovo M8 - 8" IPS HD A22 Quad Core 2GB	CS0842227	31/12/2021	176	22	0
	CS0842228 - Lenovo M8 - 8" IPS HD A22 Quad Core 2GB	CS0842228	31/12/2021	176	22	0
	CS0842229 - Lenovo M8 - 8" IPS HD A22 Quad Core 2GB	CS0842229	31/12/2021	176	22	0
	CS0842230 - Lenovo M8 - 8" IPS HD A22 Quad Core 2GB	CS0842230	31/12/2021	176	22	0
	CS0842231 - Lenovo M8 - 8" IPS HD A22 Quad Core 2GB	CS0842231	31/12/2021	176	22	0
	CS0842232 - Samsung Galaxy A22 5G Grey	CS0842232	31/03/2022	337	63	0
	CS0842233 - Samsung Galaxy A22 5G Grey	CS0842233	31/03/2022	337	63	0
	CS0842234 - Samsung Galaxy A32 5G - Awesome Black	CS0842234	31/03/2022	551	103	0
	CS0842235 - Samsung Galaxy A32 5G - Awesome Black	CS0842235	31/03/2022	551	103	0
	CS0842236 - HP E27 G4 FHD Monitor	CS0842236	31/03/2022	275	52	0
	CS0842237 - HP E27 G4 FHD Monitor	CS0842237	31/03/2022	275	52	0
	CS0842238 - HP E27 G4 FHD Monitor	CS0842238	31/03/2022	275	52	0
	CS0842239 - HP E27 G4 FHD Monitor	CS0842239	31/03/2022	275	52	0
	CS0842240 - HP Z2 G8 TOWER i9-11900F 32GB 1TB W5500	CS0842240	31/03/2022	3,003	563	0
	CS0842241 - HP E-Series E27 G4 27 inch	CS0842241	31/03/2022	328	61	0
	CS0842242 - HP E-Series E27 G4 27 inch	CS0842242	31/03/2022	328	61	0
	CS0842243 - HP E-Series E27 G4 27 inch	CS0842243	31/03/2022	328	61	0
	CS0842244 - HP E-Series E27 G4 27 inch	CS0842244	31/03/2022	328	61	0
	CS0842245 - HP E-Series E27 G4 27 inch	CS0842245	31/03/2022	328	61	0
	CS0842246 - HP E-Series E27 G4 27 inch	CS0842246	31/03/2022	328	61	0
	CS0842247 - HP E-Series E27 G4 27 inch	CS0842247	31/03/2022	328	61	0
	CS0842248 - HP E-Series E27 G4 27 inch	CS0842248	31/03/2022	328	61	0

	Asset	Date	Opening Gross Carry Value CYC	Net Carry Value CYC	Amount insured
	Asset ID	Purchased			
Grand Total			523,590,780	498,847,979	132,551,067
CS0842249 - HP E-Series E27 G4 27 inch	CS0842249	31/03/2022	328	61	0
CS0842250 - HP E-Series E27 G4 27 inch	CS0842250	31/03/2022	328	61	0
CS0842251 - HP E-Series E27 G4 27 inch	CS0842251	31/03/2022	328	61	0
CS0842252 - HP E-Series E27 G4 27 inch	CS0842252	31/03/2022	328	61	0
CS0842253 - Samsung Galaxy S21 F	CS0842253	30/06/2022	1,051	285	0
CS0842254 - Samsung Galaxy S21 F	CS0842254	30/06/2022	1,051	285	0
CS0842255 - HP E-Series E27 G4 6	CS0842255	30/06/2022	331	90	0
CS0842256 - HP E-Series E27 G4 6	CS0842256	30/06/2022	331	90	0
CS0842257 - Microsoft SURFACE PR	CS0842257	30/06/2022	2,698	731	0
CS0842258 - HP EliteBook 850 G8	CS0842258	30/06/2022	1,700	460	0
CS0842259 - HP E series G4 27 Mo	CS0842259	30/06/2022	331	90	0
CS0842260 - HP ELITEBOOK 850 G8	CS0842260	30/06/2022	1,703	461	0
CS0842261 - HP ELITEBOOK 850 G8	CS0842261	30/06/2022	1,703	461	0
CS0842262 - Microsoft SURFACE PR	CS0842262	30/06/2022	2,682	726	0
CS0842263 - Epson receipt printe	CS0842263	30/06/2022	832	225	0
CS0842264 - VR headset	CS0842264	30/06/2022	868	235	0
CS0842265 - HP E-Series E27	CS0842265	30/06/2022	328	89	0
CS0842266 - HP E-Series E27	CS0842266	30/06/2022	328	89	0
CS0842267 - HP E-Series E27	CS0842267	30/06/2022	328	89	0
CS0842268 - Surface GO 2 lte	CS0842268	30/06/2022	1,608	436	0
CS0842269 - DrayTek DV2760D ADSL	CS0842269	30/06/2022	437	118	0
CS0842270 - Brother printer	CS0842270	30/06/2022	348	94	0
CS0842271 - Samsung S21 FE + Ac	CS0842271	30/06/2022	1,053	285	0
CS0842272 - Samsung Galaxy A33 5G - Awesome Black	CS0842272	31/03/2023	715	313	0
CS0842273 - Samsung Galaxy A03 - Black	CS0842273	31/03/2023	333	146	0
CS0842277 - Samsung Galaxy A04 - Black	CS0842277	31/03/2023	185	81	0
CS0842278 - Samsung Galaxy A04 - Black	CS0842278	31/03/2023	185	81	0
CS0842279 - Samsung Galaxy A04 - Black	CS0842279	31/03/2023	185	81	0
CS0842280 - CAT S62 Pro - Black	CS0842280	31/03/2023	1,130	494	0
CS0842281 - Samsung Galaxy A04 - Black	CS0842281	31/03/2023	191	84	0
CS0842282 - 3SIXT Neowallet - Samsung A33 5G	CS0842282	31/03/2023	139	61	0
CS0842283 - Samsung Galaxy A04 - Black	CS0842283	31/03/2023	185	81	0
CS0842284 - Surface Pro 8	CS0842284	31/03/2023	2,640	1,155	0
CS0842285 - HP E-Series E27 screen 27	CS0842285	31/03/2023	297	130	0
CS0842286 - HP E-Series E27 screen 27	CS0842286	31/03/2023	297	130	0
CS0842287 - HP E-Series E27 screen 27	CS0842287	31/03/2023	297	130	0
CS0842288 - HP ELITEBOOK 850	CS0842288	31/03/2023	1,818	795	0
CS0842289 - HP ELITEBOOK 850	CS0842289	31/03/2023	1,810	792	0
CS0842290 - HP ELITEBOOK 850	CS0842290	31/03/2023	1,810	792	0
CS0842291 - StarTech USB-C & USB 3.0 Dual 4K Mobile	CS0842291	31/03/2023	324	142	0
CS0842292 - Eftpos Terminal	CS0842292	31/03/2023	1,257	550	0
CS0842293 - Surface Pro 8	CS0842293	31/03/2023	1,520	665	0
CS0842294 - HP E-Series E27 screen 27	CS0842294	31/03/2023	301	132	0
CS0842295 - HP E-Series E27 screen 27	CS0842295	31/03/2023	301	132	0
CS0842296 - StarTech Dual 4K Mobile	CS0842296	31/03/2023	317	139	0
CS0842297 - StarTech Dual 4K Mobile	CS0842297	31/03/2023	317	139	0
CS0842298 - HP E-Series E27 screen 27	CS0842298	31/03/2023	309	135	0
CS0842299 - HP E-Series E27 screen 27	CS0842299	31/03/2023	309	135	0
CS0842300 - Surface Pro Lite + Accessories	CS0842300	31/03/2023	1,520	665	0
CS0842301 - Fortinet 10 x GE RJ45 ports	CS0842301	31/03/2023	952	417	0
CS0842302 - HP Elitebook 860G9	CS0842302	31/03/2023	2,042	893	0
CS0842303 - HP Elitebook 860G9	CS0842303	31/03/2023	2,042	893	0
CS0842304 - HP Elitebook 860G9	CS0842304	31/03/2023	2,042	893	0
CS0842305 - HP Elitebook 860G9	CS0842305	31/03/2023	2,042	893	0
CS0842306 - HP Elitebook 860G9	CS0842306	31/03/2023	2,042	893	0
CS0842307 - HP Elitebook 860G9	CS0842307	31/03/2023	2,042	893	0

	Asset	Date	Opening Gross Carry Value CYC	Net Carry Value CYC	Amount insured
	Asset ID	Purchased			
Grand Total			523,590,780	498,847,979	132,551,067
CS0842308 - HP Elitebook 860G9	CS0842308	31/03/2023	2,042	893	0
CS0842309 - HP P27h Monitor	CS0842309	31/03/2023	263	115	0
CS0842310 - HP P27h Monitor	CS0842310	31/03/2023	263	115	0
CS0842311 - HP P27h Monitor	CS0842311	31/03/2023	263	115	0
CS0842312 - HP P27h Monitor	CS0842312	31/03/2023	263	115	0
CS0842313 - HP P27h Monitor	CS0842313	31/03/2023	263	115	0
CS0842314 - HP P27h Monitor	CS0842314	31/03/2023	263	115	0
CS0842315 - HP P27h Monitor	CS0842315	31/03/2023	263	115	0
CS0842316 - ABRA Evolve Wireless Headset	CS0842316	31/03/2023	248	109	0
CS0842317 - ABRA Evolve Wireless Headset	CS0842317	31/03/2023	248	109	0
CS0842318 - ABRA Evolve Wireless Headset	CS0842318	31/03/2023	248	109	0
CS0842319 - ABRA Evolve Wireless Headset	CS0842319	31/03/2023	248	109	0
CS0842320 - ABRA Evolve Wireless Headset	CS0842320	31/03/2023	248	109	0
CS0842321 - ABRA Evolve Wireless Headset	CS0842321	31/03/2023	248	109	0
CS0842322 - ABRA Evolve Wireless Headset	CS0842322	31/03/2023	248	109	0
CS0842323 - MS Surface Pro 9	CS0842323	31/03/2023	2,058	901	0
CS0842325 - Samsung Galaxy A04 - Black	CS0842325	30/06/2023	237	119	0
CS0842326 - Samsung A04	CS0842326	30/06/2023	208	104	0
CS0842327 - Samsung Galaxy A04 - Black	CS0842327	30/06/2023	203	101	0
CS0842328 - Samsung Galaxy A04 - Black	CS0842328	30/06/2023	215	108	0
CS0842329 - Samsung Galaxy A04 - Black	CS0842329	30/06/2023	215	108	0
CS0842330 - Laptop Accessories X6	CS0842330	1/07/2024	0	3,796	0
CS0842331 - HP Elitebook 860 G11	CS0842331	4/07/2024	0	1,661	0
CS0842332 - HP Elitebook 860 G11	CS0842332	4/07/2024	0	1,661	0
CS0842333 - HP Elitebook 860 G11	CS0842333	4/07/2024	0	1,661	0
CS0842334 - HP Elitebook 860 G11	CS0842334	4/07/2024	0	1,661	0
CS0842335 - HP Elitebook 860 G11	CS0842335	4/07/2024	0	1,661	0
CS0842336 - HP Elitebook 860 G11	CS0842336	4/07/2024	0	1,661	0
CS0842337 - HP Elite SFF 800 G9	CS0842337	3/07/2024	0	1,107	0
CS0842338 - HP Elite SFF 800 G9	CS0842338	3/07/2024	0	1,107	0
CS085001 - 14 Fibre Optic Cable Network	CS085001	25/11/2014	1,556	1	0
CS085002 - 15 Fibre Optic Cable Library	CS085002	23/02/2015	6,673	1	0
DH08001 - HP Prodesk 600 G 8AF85PA	DH08001	30/05/2020	1,230	1	0
DH08002 - HP Prodesk 600 G 8AF85PA	DH08002	30/05/2020	1,230	1	0
DH08003 - HP Prodesk 600 G 8AF85PA	DH08003	30/05/2020	1,230	1	0
DH08004 - HP Prodesk 600 G 8AF85PA	DH08004	30/05/2020	1,230	1	0
DH08005 - HP Prodesk 600 G 8AF85PA	DH08005	30/05/2020	1,230	1	0
DH08006 - HP Prodesk 600 G 8AF85PA	DH08006	30/05/2020	1,230	1	0
DH08007 - HP Prodesk 600 G 8AF85PA	DH08007	30/05/2020	1,230	1	0
DH08008 - HP Prodesk 600 G 8AF85PA	DH08008	30/05/2020	1,230	1	0
DH08009 - HP Prodesk 600 G 8AF85PA	DH08009	30/05/2020	1,230	1	0
DH08010 - HP Prodesk 600 G 8AF85PA	DH08010	30/05/2020	1,230	1	0
DH08011 - HP Prodesk 600 G 8AF85PA	DH08011	30/05/2020	1,230	1	0
DH08012 - HP Prodesk 600 G 8AF85PA	DH08012	30/05/2020	1,230	1	0
DH08013 - HP Prodesk 600 G 8AF85PA	DH08013	30/05/2020	1,230	1	0
DH08014 - HP Prodesk 600 G 8AF85PA	DH08014	30/05/2020	1,230	1	0
DH08015 - HP Prodesk 600 G 8AF85PA	DH08015	30/05/2020	1,230	1	0
DH08016 - HP Elite Display Monitor 1FH50AA	DH08016	30/05/2020	275	1	0
DH08017 - HP Elite Display Monitor 1FH51AA	DH08017	30/05/2020	430	1	0
DH08018 - HP Elite Display Monitor 1FH51AA	DH08018	30/05/2020	430	1	0
DH08019 - HP Elite Display Monitor 1FH51AA	DH08019	30/05/2020	430	1	0
DH08020 - HP Elite Display Monitor 1FH51AA	DH08020	30/05/2020	430	1	0
DH08021 - HP Elite Display Monitor 1FH51AA	DH08021	30/05/2020	430	1	0
DH08022 - HP Elite Display Monitor 1FH51AA	DH08022	30/05/2020	430	1	0
DH08023 - HP Elite Display Monitor 1FH51AA	DH08023	30/05/2020	430	1	0
DH08024 - HP Elite Display Monitor 1FH51AA	DH08024	30/05/2020	430	1	0

	Asset	Date	Opening Gross Carry Value CYC	Net Carry Value CYC	Amount insured
	Asset ID	Purchased			
Grand Total			523,590,780	498,847,979	132,551,067
DH08025 - HP Elite Display Monitor 1FH51AA	DH08025	30/05/2020	430	1	0
DH08026 - HP Elite Display Monitor 1FH51AA	DH08026	30/05/2020	430	1	0
DH08027 - HP Elite Display Monitor 1FH51AA	DH08027	30/05/2020	430	1	0
DH08028 - HP Elite Display Monitor 1FH51AA	DH08028	30/05/2020	430	1	0
DH08029 - HP Elite Display Monitor 1FH51AA	DH08029	30/05/2020	430	1	0
DH08030 - HP Elite Display Monitor 1FH51AA	DH08030	30/05/2020	430	1	0
DH08031 - HP Elite Display Monitor 1FH51AA	DH08031	30/05/2020	430	1	0
DH08032 - DH computer setup	DH08032	30/06/2021	10,099	4,039	0
DH08033 - Newline RS75+ 75 4K DH4001 161360 PB Tec	DH08033	30/06/2022	3,030	821	0
DH08034 - Newline RS75+ 75 4K DH4001 161360 PB Tec	DH08034	30/06/2022	3,030	821	0
DH08035 - Koford MT 002B Black	DH08035	30/06/2022	1,473	399	0
DH08036 - Fujitsu ScanSnap iX1	DH08036	30/06/2022	868	235	0
DH08037 - Oculus Quest VR gami	DH08037	30/06/2022	729	197	0
DH08038 - Desk screen 2 clamps	DH08038	30/06/2022	169	46	0
DH08039 - Desk screen 2 clamps	DH08039	30/06/2022	169	46	0
DH08040 - Smartspace system mo	DH08040	30/06/2022	1,477	400	0
DH08041 - Smartspace system mo	DH08041	30/06/2022	1,477	400	0
DH08042 - Smartspace system mo	DH08042	30/06/2022	1,477	400	0
DH08043 - PlantronicsSavi W430 UC Headset system	DH08043	31/03/2023	277	121	0
DH08044 - USB People Counter: Bi-Directional	DH08044	31/03/2023	1,109	485	0
DH082488 - Westpac Crd Services - K Bradley	DH082488	30/06/2024	1,173	904	0
DM08001 - 14 3 x HP t620 Smart Zero Thin Clients	DM08001	15/12/2014	1,664	1	0
DM08002 - 14 HP EliteDisplay E221-21.5" Monitors	DM08002	15/12/2014	675	1	0
ED08001 - 19 MacBook accessories	ED08001	30/11/2018	425	1	0
EW08001 - 16 Apple iPad Mini4 Wifi Cellular 128GB	EW08001	10/08/2016	1,164	1	0
EW08002 - 16 Apple iPad Mini4 Wifi Cellular 128GB	EW08002	10/08/2016	1,164	1	0
EW08003 - 17 HP EliteBook 850 G4 i7 Win 10 Laptop	EW08003	12/07/2017	2,741	1	0
EW08004 - 19 MS Surface Pro LTE 256GB i5	EW08004	26/03/2019	2,504	1	0
EW08005 - 19 MS Surface Pro LTE 256GB i5	EW08005	26/03/2019	2,504	1	0
EW081943 - Surface Dock/pen/mouse	EW081943	1/06/2019	402	1	0
EW081944 - Surface doc for Pro 3/4	EW081944	21/06/2019	244	1	0
EW081945 - HP Elitebook 840 14"	EW081945	12/11/2019	2,412	1	0
EW081946 - HP Elitebook 840 14"	EW081946	12/11/2019	2,412	1	0
EW081947 - HP Elitebook 840 14"	EW081947	12/11/2019	1,737	1	0
EW081948 - HP Elitedisplay Monito E273 & Webcam	EW081948	1/06/2019	766	1	0
EW081949 - DJI Matrix Drone Combo	EW081949	24/07/2019	17,737	1	0
EW081950 - Drone DJI Zenmuse XT2	EW081950	26/08/2019	20,260	1	0
GT081919 - Eftpos Terminal	GT081919	30/06/2020	7,444	5,007	0
GT081920 - 12/14oz POP MAX popcorn machine	GT081920	31/03/2022	3,696	2,194	0
HI08001 - 96 Quest Model 1900 Intergrating	HI08001	31/05/1996	7,757	1	0
HI08002 - 96 Quest QC-10 Sound Calibrator	HI08002	31/05/1996	745	1	0
HI08003 - 96 Field Service Case	HI08003	31/05/1996	1,208	1	0
HI08004 - 03 Remote CCTV System	HI08004	30/06/2003	5,200	1	0
IB08001 - 17 Loner Bridge	IB08001	29/11/2017	6,815	1	0
LM08020 - 08 Sony Data Projector	LM08020	20/06/2008	2,755	1	0
LM08021 - 08 Sony 80" Pull Down Screen	LM08021	20/06/2008	710	1	0
LM08030 - 14 Cannon Pixma Printer	LM08030	18/02/2014	568	1	0
LM08033 - 16 HP Elitebook 840 G3 Touch i5 Win 10	LM08033	15/07/2016	1,662	1	0
LM08034 - 17 HP EliteDesk 800 G2 DM 35W	LM08034	31/05/2017	1,352	1	0
LM08035 - 17 65" Ideum Touch Table	LM08035	16/09/2016	49,198	1	0
LM08036 - 17 HP Prodesk 600 G3 Mini i7 Wifi Win 10	LM08036	24/07/2017	1,948	1	0
LM08037 - 17 HP Prodesk 600 G3 Mini i7 Wifi Win 10	LM08037	24/07/2017	1,948	1	0
LM08038 - 18 1 x Aruba Router	LM08038	25/09/2018	1,616	1	0
LM08039 - 2 x HP EliteDisplay E233 23" Monitors	LM08039	25/09/2018	511	1	0
LM08101 - 17 Library Projector	LM08101	31/12/2017	3,530	1	0
LM081951 - 2M Patch Lead RJ45	LM081951	18/11/2019	18	1	0

	Asset	Date	Opening Gross Carry Value CYC	Net Carry Value CYC	Amount insured
	Asset ID	Purchased			
Grand Total			523,590,780	498,847,979	132,551,067
LM081952 - Ingenco Desk3200 E/P terminal	LM081952	30/11/2019	799	1	0
ML08001 - 19 iPad Wi-Fi 32GB (6TH GEN)	ML08001	29/03/2019	606	1	0
ML08002 - 19 iPad Wi-Fi 32GB (6TH GEN)	ML08002	29/03/2019	606	1	0
ML08003 - 19 iPad Wi-Fi 32GB (6TH GEN)	ML08003	29/03/2019	606	1	0
ML08004 - 19 iPad Wi-Fi 32GB (6TH GEN)	ML08004	29/03/2019	606	1	0
ML08005 - 19 iPad Wi-Fi 32GB (6TH GEN)	ML08005	29/03/2019	606	1	0
ML08006 - 19 iPad Wi-Fi 32GB (6TH GEN)	ML08006	29/03/2019	606	1	0
ML08007 - 19 iPad Wi-Fi 32GB (6TH GEN)	ML08007	29/03/2019	606	1	0
ML08008 - 19 iPad Wi-Fi 32GB (6TH GEN)	ML08008	29/03/2019	606	1	0
ML08009 - 19 iPad Wi-Fi 32GB (6TH GEN)	ML08009	29/03/2019	606	1	0
SG08001 - 17 HP Sewerage SCADA PC	SG08001	1/09/2017	10,614	1	0
SG081999 - Laptop	SG081999	30/06/2020	2,165	1	0
VI08001 - 07 HP dc7700 PD-915 2.8GHz SFF	VI08001	8/08/2007	1,671	1	0
VI08002 - 07 HP dc 7700 SFF 80GB 1GB DVDRW	VI08002	12/11/2007	2,158	1	0
VI08003 - 07 dc7700 PD-915 2.8GHz 1GB DVDRom XPP	VI08003	22/06/2007	1,929	1	0
VI080031 - 03 CPQ Evo N1020v Laptop	VI080031	30/06/2003	4,414	1	0
VI08004 - 03 HP Public PC	VI08004	11/03/2008	656	1	0
VI080041 - 04 HP dc7100 SFF 520	VI080041	15/09/2004	2,714	1	0
VI08005 - 07 DLink DES3526 24 Port Switch	VI08005	12/11/2007	1,126	1	0
VI08006 - 07 Maxtor Shared Storage II 320gb	VI08006	12/11/2007	831	1	0
VI08007 - 07 DLink ADSL Router + 4 Port Switch	VI08007	12/11/2007	473	1	0
VI08008 - 07 Wall Mounted Rack Computer Equipment	VI08008	19/11/2007	277	1	0
VI08009 - 17 HP 800 G3 AIO i5 Desktop	VI08009	18/12/2017	1,958	1	0
VI08010 - 17 HP 800 G3 AIO i5 Desktop	VI08010	31/12/2017	1,958	1	0
VI081919 - Eftpos Terminal	VI081919	30/06/2020	732	1	0
WA08003 - 17 HP Prodesk 600 G3 Mini i7 Wifi Win 10	WA08003	24/07/2017	1,948	1	0
WM081919 - Eftpos Terminal	WM081919	30/06/2020	732	1	0
WM08202 - EFTPOS Terminal Ingenco desk3200	WM08202	30/05/2020	730	1	0
WT08008 - 09 HP Mini 5101 Notebook PC	WT08008	1/12/2009	730	1	0
WT08009 - 11 HP ProBook Laptop	WT08009	30/06/2011	1,995	1	0
WT08010 - 13 HP Compaq 8300 Elite SFF PC	WT08010	16/05/2013	1,435	1	0
WT08011 - 13 HP Probook 6570b i5-3210 Win 7 Laptop	WT08011	30/06/2012	1,025	1	0
WT08012 - 13 Radio Link Gisborne Net	WT08012	13/03/2013	825	1	0
WT08013 - 14 Apple iPad Air Wi-Fi Cellular 64GB	WT08013	12/06/2014	1,062	1	0
WT08014 - 14 HP EliteDesk 800 G1 SFF Desktop	WT08014	20/09/2014	1,770	1	0
WT08015 - 16 HP ZBook IDS i7 G3 Base NB PC	WT08015	18/08/2016	2,947	1	0
WT08016 - 16 HP EliteBook 850 i7 G3 Base Laptop	WT08016	18/08/2016	2,258	1	0
WT08017 - 17 HP Mini i7 16GB 512GB Desktop	WT08017	20/11/2017	3,027	1	0
WT08018 - 19 1 HP EliteBook 840 G5 Laptop	WT08018	16/07/2018	1,850	1	0
Total Computer Hardware			1,443,604	146,433	0
Computer Software					
BI09003 - 15 Alpha One Project Licences	BI09003	11/09/2015	7,741	1	0
BU09001 - 10 MS Windows Server Std Licence	BU09001	1/07/2010	687	1	0
BU09002 - 10 MS Windows Server Lic Usr CAL 5	BU09002	1/07/2010	138	1	0
BU09003 - 10 MS Exchange Std Lice Usr CAL 5	BU09003	1/07/2010	320	1	0
BU09004 - 10 MS Office Professional Plus Lic 5	BU09004	1/07/2010	2,535	1	0
BU090041 - 12 2010 MS Office Professional	BU090041	8/10/2012	383	1	0
BU09005 - 10 SYMC Protection Suite Enterp 6 Usr	BU09005	1/07/2010	265	1	0
BU09006 - 10 SYMC Backup Exec 2010 Server	BU09006	1/07/2010	1,264	1	0
BU09007 - 11 x 2 MS Project 2010 Licences	BU09007	11/03/2011	1,703	1	0
BU09008 - 15 AutoCad Civil 3D Comercial Software	BU09008	15/07/2015	10,502	1	0
BU09009 - 16 GeoSystems Licences	BU09009	16/05/2016	1,354	1	0
CC09001 - 16 InfoCouncil Software	CC09001	10/08/2016	21,954	1	0
CM09001 - 13 Wairoa Profile ID	CM09001	22/01/2013	43,886	1	0
CS090021 - 00 Backup Executive on wdcsrv	CS090021	6/04/2000	4,349	1	0

	Asset	Date	Opening Gross Carry Value CYC	Net Carry Value CYC	Amount insured
	Asset ID	Purchased			
Grand Total			523,590,780	498,847,979	132,551,067
CS090022 - 03 Backup Exec Exch Agent V9.0	CS090022	6/04/2000	5,377	1	0
CS090023 - 08 Symantec BackupExec Server v12.0 Win	CS090023	28/10/2008	3,128	1	0
CS09005 - 97 ICE TCP V4.3.1 Upgrade	CS09005	30/06/1993	5,394	1	0
CS0901041 - 07 MS Win Svr Std Wdcdgis 2007 1 Lic	CS0901041	21/09/2007	1,094	1	0
CS09010411 - 09 MS Win Svr Std Wdcdgis 2009 1 Lic	CS09010411	19/10/2009	229	1	0
CS090105 - 04 MS Win Svr wdcsvr2 CAL 35 Licences	CS090105	9/06/2004	4,181	1	0
CS0901051 - 07 MS Win Svr Std Wdcserver2 2007 1 Lic	CS0901051	21/09/2007	1,094	1	0
CS09010511 - 09 MS Win Svr Std Wdcserver2 2009 1 Lic	CS09010511	19/10/2009	229	1	0
CS0901052 - 07 MS Win Wdcserver2 CAL 44 Licences	CS0901052	21/09/2007	1,934	1	0
CS09010522 - 09 MS Win Wdcserver2 CAL 44 Licences	CS09010522	19/10/2009	401	1	0
CS090106 - 04 MS Win Svr Std 2003 wdctsvr	CS090106	9/06/2004	2,291	1	0
CS0901061 - 07 MS Win Svr Std Wdcts2 2007 1 Lic	CS0901061	21/09/2007	1,094	1	0
CS09010611 - 09 MS Win Svr Std Wdcts2 2009 1 Lic	CS09010611	19/10/2009	229	1	0
CS0901062 - 07 MS Win Server Wdcts2 CAL 21 Licences	CS0901062	21/09/2007	2,517	1	0
CS09010622 - 09 MS Win Server Wdcts2 CAL 21 Licences	CS09010622	19/10/2009	532	1	0
CS090107 - 04 MS Win Svr Std 2003 wdcgate	CS090107	9/06/2004	1,305	1	0
CS0901071 - 07 MS Win Svr Std Wdcgate 2007 1 Lic	CS0901071	21/09/2007	1,094	1	0
CS09010711 - 09 MS Win Svr Std Wdcisa 2009 1 Lic	CS09010711	19/10/2009	229	1	0
CS09010712 - 09 MS ISA Server Std Lic	CS09010712	8/10/2009	628	1	0
CS090108 - 04 MS Exchange Svr 2003 CAL 35 Licences	CS090108	9/06/2004	6,551	1	0
CS0901081 - 07 MS Exchange Svr Std 2007 1 Lic	CS0901081	21/09/2007	1,120	1	0
CS09010811 - 09 MS Exchange Svr Std 2009 1 Lic	CS09010811	19/10/2009	223	1	0
CS0901082 - 07 MS Exchange Server CAL 44 Licences	CS0901082	21/09/2007	4,471	1	0
CS09010822 - 09 MS Exchange Server CAL 44 Licences	CS09010822	19/10/2009	940	1	0
CS09010823 - 12 MS SQL Server Std Licence	CS09010823	13/12/2012	632	1	0
CS09010824 - 12 SQL CAL Licence - 5 licences	CS09010824	13/12/2012	736	1	0
CS09010825 - 15 MS Windows Std 2012 Licence	CS09010825	23/03/2015	3,293	1	0
CS09010826 - 15 MS Windows Std 2012 Licence	CS09010826	14/04/2015	4,431	1	0
CS09010827 - 15 FileMaker 13 Server Licence	CS09010827	13/02/2015	1,971	1	0
CS090109 - 04 BackupEdge V2.0 - Linux	CS090109	15/09/2004	555	1	0
CS090110 - 04 Red Hat Enterprise - Linux	CS090110	15/09/2004	700	1	0
CS090111 - 04 RM Cobol Large File V8.01	CS090111	15/09/2004	4,211	1	0
CS090112 - 04 RM Cobol Sys CPSS - Linux	CS090112	15/09/2004	758	1	0
CS090113 - 08 Red Hat EL 1-2 SKT 9x5 Linux Server	CS090113	10/09/2008	3,079	1	0
CS09013 - 05 Microsoft Virtual PC	CS09013	15/05/2005	275	1	0
CS09016 - 05 2003 MS Office Professional 5 Lic	CS09016	27/06/2005	5,491	1	0
CS090161 - 06 2003 MS Visio Professional - 2 Lic	CS090161	30/05/2006	1,995	1	0
CS090162 - 07 2003 MS Visio Professional - 1 Lic	CS090162	31/01/2007	1,090	1	0
CS090163 - 08 2007 Visio Professional 1 Licence	CS090163	12/03/2008	1,089	1	0
CS090164 - 11 2007 MS Office Professional Licence	CS090164	20/12/2011	1,149	1	0
CS090165 - 11 2007 MS Office Professional Licence	CS090165	20/12/2011	1,149	1	0
CS0901651 - 12 2010 MS Office Professional	CS0901651	8/10/2012	383	1	0
CS090181 - 07 2007 MS Office Professional - 44 User	CS090181	21/09/2007	32,085	1	0
CS0901811 - 09 2007 MS Office Professional - 44 User	CS0901811	19/10/2009	7,796	1	0
CS0901812 - 12 2010 MS Office Professional 3 Licence	CS0901812	8/10/2013	1,148	1	0
CS0901813 - 16 MS Project Licences	CS0901813	30/03/2016	3,855	1	0
CS090212 - 98 Norton AntiVirus Gold V4.0	CS090212	30/01/1998	150	1	0
CS09023 - 97 CorelDraw V7.0	CS09023	23/03/1995	2,291	1	0
CS090231 - 99 CorelDraw V9.0	CS090231	20/12/1999	496	1	0
CS090233 - 04 CorelDRAW Graphics Suite 12	CS090233	8/11/2002	858	1	0
CS090271 - 95 MapInfo for Windows V3.05	CS090271	19/10/1995	4,803	1	0
CS090275 - 01 MapInfo Mapshop	CS090275	16/01/2001	3,250	1	0
CS0902751 - 01 MapInfo for Windows V6.0	CS0902751	31/08/1997	4,422	1	0
CS0902752 - 12 MapInfo Professional v11.5 Pr Licence	CS0902752	28/09/2012	4,339	1	0
CS0902762 - 03 AutoCad LT 2004 Full System	CS0902762	29/04/2003	2,110	1	0
CS0902763 - 03 TLA Raster Topo Maps	CS0902763	30/06/2003	895	1	0

	Asset	Date	Opening Gross Carry Value CYC	Net Carry Value CYC	Amount insured
	Asset ID	Purchased			
Grand Total			523,590,780	498,847,979	132,551,067
CS090277 - 95 TLA Wairoa Map	CS090277	19/10/1995	1,995	1	0
CS090280 - 05 Jet Image Pro Copy Software	CS090280	18/04/2005	3,495	1	0
CS09082 - 00 OmniPage Prov 10	CS09082	29/08/2000	1,184	1	0
CS090821 - 06 OmniPage Pro 15	CS090821	20/04/2006	756	1	0
CS090823 - 02 Adobe Acrobat	CS090823	8/11/2002	538	1	0
CS090824 - 07 Adobe Acrobat 3D	CS090824	26/02/2007	781	1	0
CS090825 - 08 Acrobat Professional v8.0	CS090825	11/03/2008	1,261	1	0
CS090826 - 08 Acrobat Professional Pro v8.00	CS090826	27/03/2008	774	1	0
CS090827 - 08 Acrobat Pro 9 2 Licences	CS090827	19/08/2008	770	1	0
CS090828 - 13 Adobe Licenses	CS090828	13/12/2012	3,189	1	0
CS090829 - 14 Adobe Photoshop iMac Web Design	CS090829	17/10/2014	580	1	0
CS0908291 - 15 Adobe Acrobat Pro DC v2015015	CS0908291	19/11/2015	2,898	1	0
CS0908292 - 17 Acrobat Adobe Pro	CS0908292	31/12/2017	2,907	1	0
CS09083 - 03 Microsoft Learning CD's	CS09083	3/11/2003	1,804	1	0
CS090833 - 04 Macromedia Studio MX 2004	CS090833	9/04/2004	1,869	1	0
CS090834 - 05 Adobe Creative Suite Software	CS090834	17/06/2005	1,688	1	0
CS0908341 - 12 Adobe Creative Suite	CS0908341	18/05/2012	3,530	1	0
CS0908342 - 17 Adobe Creative Cloud Licences	CS0908342	31/05/2016	711	1	0
CS090835 - 06 Xara Graphics Software	CS090835	27/11/2006	266	1	0
CS090836 - 06 ACDSEC Pro 5 seat Server Licence	CS090836	8/11/2006	784	1	0
CS090837 - 08 Nuance ScanSoft Inc	CS090837	16/09/2008	421	1	0
CS090838 - 10 Oracle Std Edition 5 User	CS090838	1/08/2009	1,096	1	0
CS090839 - 15 FileMaker 13 Pro Advanced Sub	CS090839	31/01/2015	1,335	1	0
CS09112 - 93 NCS Cemetery Software	CS09112	21/12/1993	2,000	1	0
CS091121 - 11 NCS Wairoa Cemetery Database	CS091121	31/03/2011	13,192	1	0
CS091123 - 13 GPR Geophysical Ground Radar	CS091123	24/05/2013	12,000	1	0
CS09113 - 94 NCS Banking Software	CS09113	12/04/1994	4,200	1	0
CS09114 - 94 NCS Debtors Diary System	CS09114	30/09/1994	2,478	1	0
CS09126 - 95 NCS Pound Book Software	CS09126	16/06/1995	832	1	0
CS09128 - 95 NCS Client Service Request	CS09128	25/09/1995	4,381	1	0
CS09129 - 96 NCS Parking Software	CS09129	29/03/1996	1,000	1	0
CS09130 - 96 NC For Windows Software	CS09130	30/11/1996	2,500	1	0
CS09131 - 00 NCS Dog Infringement	CS09131	30/04/2000	1,500	1	0
CS09132 - 01 NC Forms Software	CS09132	9/02/2001	1,000	1	0
CS09138 - 05 NCS Debt Management Sftware	CS09138	13/06/2005	5,000	1	0
CS09139 - 06 NCS Natiaol Dog Database Software	CS09139	5/05/2006	2,000	1	0
CS09140 - 06 NCS MySQL Software	CS09140	28/04/2006	1,278	1	0
CS09141 - 06 NCS Rates Rebate Software	CS09141	12/09/2006	3,000	1	0
CS09142 - 07 NCS Dog Infringement eFiling Software	CS09142	9/05/2007	2,000	1	0
CS09143 - 08 NCS PostalX Software	CS09143	12/02/2008	2,000	1	0
CS09144 - 09 NCS Sundry Infringements Software	CS09144	12/03/2009	6,245	1	0
CS09145 - 11 NCS Mobile Dogs	CS09145	26/01/2011	4,326	1	0
CS09146 - 12 NCS MagiQ BR Licence	CS09146	8/11/2012	13,972	1	0
CS091461 - 17 NCS Financial Plan Module Licence	CS091461	31/07/2017	10,000	1	0
CS09147 - 12 NCS MagiQ BR Software	CS09147	27/09/2012	22,058	1	0
CS091471 - 17 NCS MAGIQ BR Software	CS091471	31/10/2017	16,000	1	0
CS09148 - 13 NCS Rates Modelling Software	CS09148	14/06/2013	6,000	1	0
CS09150 - 13 NCS NAX System	CS09150	12/03/2013	6,359	1	0
CS091501 - 17 NCS MagiQ NAX System	CS091501	29/03/2017	12,600	1	0
CS09151 - 14 NCS MagiQ Online Self Service Licence	CS09151	20/01/2014	7,313	1	0
CS09152 - 13 NCS MagiQ E-Timesheet Licence	CS09152	3/08/2013	11,250	1	0
CS09153 - 14 NCS Electronic Purchasing Licence	CS09153	28/07/2015	21,087	1	0
CS09154 - 15 NCS GoGet Building Consent Software	CS09154	15/04/2015	8,500	1	0
CS09155 - 15 DMS GoGet Dog Software	CS09155	23/01/2015	11,777	1	0
CS091551 - 17 MBS GoGet Dog Applications	CS091551	1/11/2017	8,645	1	0
CS09156 - 16 NCS Licensing Food Act software	CS09156	11/03/2016	6,200	1	0

	Asset	Date	Opening Gross Carry Value CYC	Net Carry Value CYC	Amount insured
	Asset ID	Purchased			
Grand Total			523,590,780	498,847,979	132,551,067
CS09157 - 17 NCS Project Accounting	CS09157	31/01/2017	15,209	1	0
CS09158 - 17 NCS MagiQ EnterpriseV4 Software	CS09158	30/06/2017	20,005	1	0
CS09159 - 18 NCS MagiQ Online Payment	CS09159	31/03/2018	3,438	1	0
CS09213 - 00 Nav Enterprise Solution V4	CS09213	30/06/1998	2,898	1	0
CS092131 - 04 MailMarshal v5.5 SMTP	CS092131	28/09/2001	3,191	1	0
CS092132 - 06 McAfee for MailMarshal 50 User Lic	CS092132	18/10/2006	675	1	0
CS092133 - 02 WebMarshall V2.2 (50 Users)	CS092133	27/03/2002	1,908	1	0
CS092134 - 04 WinRoute Firewall 35 Users	CS092134	30/06/2004	978	1	0
CS092135 - 05 Symantec Antivirus En v10.0	CS092135	31/08/2004	3,090	1	0
CS092136 - 07 Symantec Antivirus En v10.2	CS092136	12/09/2007	177	1	0
CS092137 - 16 SSS It Security Specialist Software	CS092137	22/06/2016	700	1	0
CS092139 - 04 Origen EMS Module	CS092139	31/07/2004	9,000	1	0
CS09214 - 01 Crystal Report	CS09214	25/05/2001	502	1	0
CS092141 - 08 Quickmap Custom Software Ltd	CS092141	7/02/2008	1,196	1	0
CS092142 - 10 Digital Mapping Solutions	CS092142	10/11/2010	18,460	1	0
CS092143 - 11 Veeam Backup & Replication Licences	CS092143	30/09/2011	4,005	1	0
CS092144 - 11 VMWare Vsphere Essential	CS092144	6/12/2011	4,696	1	0
CS092145 - 12 VMWare Virtual Servers	CS092145	26/01/2012	8,750	1	0
CS092146 - 12 WDCLinux Virtual Server	CS092146	3/06/2012	6,124	1	0
CS0921461 - 14 WDCLinuxtest Virtual Server	CS0921461	24/11/2014	2,452	1	0
CS0921462 - 15 WDCLinux Virtual Server	CS0921462	30/05/2015	15,074	1	0
CS092147 - 12 Symantec Backup Agent VMWare	CS092147	8/05/2012	1,836	1	0
CS092148 - 12 WDCTS Virtual Server Licence	CS092148	11/12/2012	3,068	1	0
CS0921481 - 14 WDCTS Virtual Terminal Server	CS0921481	11/12/2014	4,268	1	0
CS0921482 - 14 ICE.TCP Pro	CS0921482	12/09/2014	1,950	1	0
CS092149 - 12 WDCsql Virtual Server	CS092149	11/12/2012	1,921	1	0
CS092150 - 13 Virtual Windows Wdcserver2 Server	CS092150	14/10/2013	2,105	1	0
CS0921501 - 16 Virtual Windows Wdcfp01 Server	CS0921501	22/12/2016	5,435	1	0
CS0921502 - 16 Virtual File Print Server	CS0921502	30/12/2016	723	1	0
CS092151 - 13 WDCGis Virtual Windows Server	CS092151	14/10/2013	1,382	1	0
CS0921511 - 15 WDC-Gis Virtual Server	CS0921511	30/05/2015	13,773	1	0
CS092152 - 13 Online Services Virtual Server	CS092152	14/10/2013	1,382	1	0
CS092153 - 14 Apple Software CEO's Laptop	CS092153	10/04/2014	3,616	1	0
CS092155 - 15 TeamViewer 10 Premium Software	CS092155	2/09/2015	1,789	1	0
CS092156 - 16 Parallel Software fo Apple MACs	CS092156	30/11/2016	1,275	1	0
CS092157 - 17 Extensi Portfolio	CS092157	3/07/2017	6,499	1	0
CS093100 - 10 Xplore.net Solutions Ltd	CS093100	9/11/2010	37,310	1	0
CS093101 - 12 Promapp Enterprise Licence	CS093101	13/06/2012	22,061	1	0
CS093102 - 16 Business Skype & Dropbox	CS093102	30/11/2016	2,443	1	0
HI09001 - 96 QUEST NOISE MANAGERS WINDOWS	HI09001	31/05/1996	770	1	0
IB09001 - 17 Body Camera Software	IB09001	31/08/2017	2,375	1	0
LM09007 - 17 OCLC Software	LM09007	3/05/2017	25,958	1	0
LM09008 - 17 2Com IntuiFace software	LM09008	31/07/2017	1,009	1	0
LM09009 - Steam Artie 3000 drawing Robot x5	LM09009	30/06/2023	601	300	0
LM09010 - 3D Printer	LM09010	30/06/2023	1,181	591	0
LM09011 - Dehumidifier	LM09011	30/06/2023	825	495	0
SG091920 - 12d Software	SG091920	30/06/2020	13,470	1	0
WT09004 - 12 MS OFFICE PROFESSIONAL 2010	WT09004	31/01/2012	3,448	1	0
WT09005 - 14 MS Project with SA	WT09005	25/09/2014	878	1	0
Total Computer Software			798,052	1,558	0
Equipment & Plant					
AD04009 - 03 Rapid RS5080E Stapler	AD04009	18/06/2003	953	1	0
AD04010 - 03 OPH Projector 3M 2660	AD04010	2/12/2003	1,589	1	0
AD04012 - 04 TEAC DVD/VCR Combo Player	AD04012	22/02/2003	266	1	0
AD04013 - 05 2 Basket Trolley	AD04013	16/11/2005	439	1	0

	Asset	Date	Opening Gross Carry Value CYC	Net Carry Value CYC	Amount insured
	Asset ID	Purchased			
Grand Total			523,590,780	498,847,979	132,551,067
AD04014 - 07 Dahale Heavy Duty Shredder	AD04014	19/02/2007	2,304	1	0
AD04015 - 07 Whiteboard Pivoting	AD04015	23/05/2007	1,163	1	0
AD04017 - 11 Electronic Stapler	AD04017	6/12/2011	829	1	0
AD04018 - 11 Lecturn Lights Microphone & Speakers	AD04018	16/11/2011	854	1	0
AD04020 - 13 Vehicle GPS Tracking System	AD04020	13/09/2013	48,264	1	0
AD04021 - 13 2 x Archives Dehumidifier	AD04021	8/01/2014	3,060	1	0
AD04022 - 14 Whiteboard Expandable	AD04022	19/04/2014	1,422	1	0
AD04023 - 14 Rapid Electric Stapler	AD04023	11/06/2014	818	1	0
AD04024 - 14 Archives Vacuum Cleaner	AD04024	30/06/2014	543	1	0
AD04025 - 15 2 x Veon 50" HD LED-LCD Smart TV	AD04025	14/05/2015	3,479	1	0
AD04025A - Installation of heat pumps	AD04025A	30/06/2023	17,048	13,638	0
AD04026 - 15 Digital Radio Telephones	AD04026	12/06/2015	19,429	1	0
AD040261 - 17 Raidio Telephone for CD Controller	AD040261	19/05/2017	1,042	1	0
AD040262 - 17 Radio Gateway Unit RT Base	AD040262	19/01/2017	2,516	1	0
AD040263 - 17 Radio Telephone Handheld	AD040263	9/11/2017	3,666	1	0
AD04027 - 16 Fisher & Paykel Double Dishwasher	AD04027	10/05/2016	1,816	1	0
AD040271 - 16 Rexel Electric Binding Machine	AD040271	3/11/2016	1,512	1	0
AD04028 - 17 Apple iPhone 7 256GB Black	AD04028	20/01/2017	1,443	1	0
AD04029 - 17 Apple iPhone 7 256GB Black	AD04029	20/01/2017	1,443	1	0
AD04030 - 17 Samsung Galaxy S7 Edge Black Onyx	AD04030	20/03/2017	1,250	1	0
AD04031 - 17 Apple iPhone 7 128 GB	AD04031	20/04/2017	1,325	1	0
AD040311 - 17 Spark Mobile Phones	AD040311	20/07/2017	1,320	1	0
AD040312 - 17 Spark Mobile Phone	AD040312	20/07/2017	1,314	1	0
AD040313 - 17 Spark Mobile Phone	AD040313	20/10/2017	1,325	1	0
AD040314 - 17 Spark Mobile Phone	AD040314	1/11/2017	1,349	1	0
AD040315 - 17 Mobile Phone CEO	AD040315	1/09/2017	399	1	0
AD040316 - 17 Samsung Galaxy Mobile Phone	AD040316	20/12/2017	505	1	0
AD040317 - 18 Samsung Galaxy Mobile Phone	AD040317	1/03/2018	713	1	0
AD040318 - 19 Samsung Galaxy S8	AD040318	29/01/2019	903	1	0
AD040319 - 18 iPhone 8 64 GB	AD040319	3/09/2018	1,147	1	0
AD04032 - 17 Duplo Automatic Folder	AD04032	2/06/2017	7,010	1	0
AD04033 - 17 Fujitsu ScanSnap Overhead Scanner	AD04033	16/06/2017	970	1	0
AD04034 - 17 Avison FB5000 Flatbed Scanner	AD04034	16/06/2017	924	1	0
AD04035 - 18 Dexion Longspan Scanning Table	AD04035	30/04/2018	616	1	0
BI04003 - 16 Trotec T510K Timber Moisture Kit	BI04003	22/03/2016	862	1	0
BI04004 - 18 Pentrometer	BI04004	28/02/2018	610	1	0
BU04001 - 2010 Tait Mobile Radio's	BU04001	9/07/2010	5,851	1	0
BU04003 - 10 4 x Rotosure Classic Measuring Wheels	BU04003	6/07/2010	940	1	0
BU04004 - 11 Scala Penetrometer Kit	BU04004	10/05/2011	781	1	0
BU04005 - 11 Digital Impact Soil Tester Type B	BU04005	10/05/2011	4,148	1	0
BU04008 - 11 Geo-Tek NAL24 Automatic Level #406483	BU04008	4/02/2011	858	1	0
BU04010 - 15 Metro Counter Traffic Counter	BU04010	21/04/2015	286	1	0
BU04011 - 15 Metro Count 5600 Plus 2MB	BU04011	15/04/2015	15,784	1	0
BU04012 - 17 Metro Traffic Counters	BU04012	2/02/2017	15,697	1	0
BU04013 - 18 Metro Counter	BU04013	1/02/2018	711	1	0
BU04014 - 18 Metal Dedector	BU04014	1/05/2018	1,539	1	0
BU04015 - 19 Engineering Drone	BU04015	26/06/2018	3,195	1	0
BU04016 - 19 METROCOUNT ROADPOD VT 5900 TRAFFIC CO	BU04016	8/11/2018	5,330	1	0
BU04017 - 19 Global Survey Equipment	BU04017	20/11/2018	20,260	1	0
BU04019 - LEICA survey station	BU04019	31/03/2023	34,500	34,500	0
BU041966 - Surveying Equipment	BU041966	30/06/2020	2,331	732	0
CB04001 - 12 WCC Alarm Sytems	CB04001	1/07/2012	32,220	1	0
CB04002 - 12 WCC Filtration Plant	CB04002	1/07/2012	88,561	1	0
CB04003 - 12 WCC Lift	CB04003	1/07/2012	38,250	1	0
CB04004 - chlorine delivery pump	CB04004	8/07/2020	2,550	510	0
CB04005 - Toshiba GM1101K	CB04005	30/06/2021	4,936	987	0

	Asset	Date	Opening Gross Carry Value CYC	Net Carry Value CYC	Amount insured
	Asset ID	Purchased			
Grand Total			523,590,780	498,847,979	132,551,067
CB04006 - Toshiba GM1101K	CB04006	30/06/2021	4,936	987	0
CB04007 - Toshiba GM1101K	CB04007	30/06/2021	4,936	987	0
CB04008 - Toshiba GM801K	CB04008	30/06/2021	4,936	987	0
CB04009 - Replace Fresh Air System for Ground Floo	CB04009	30/06/2022	4,652	1,260	0
CB0401 - POOL HEAT PUMP REPLACEMENT	CB0401	30/06/2020	6,077	1,215	0
CB04101 - 12 WCC Electrical Services	CB04101	1/07/2012	268,830	1	0
CB04201 - Plumbing repairs to extend life of asset	CB04201	15/12/2020	328,008	1	0
CB042403 - CC pool pump	CB042403	30/06/2024	963	831	0
CB04301 - 12 WCC Mechanical Services	CB04301	1/07/2012	164,160	1	0
CB04401 - 17 2 x Weighlifting Platforms	CB04401	31/08/2017	1,872	1	0
CB04402 - Lighted flow cell	CB04402	30/06/2023	9,100	5,460	0
CD04001 - 13 Welfare Registration Kits	CD04001	11/03/2013	1,549	1	0
CD04002 - 15 Generator Model C150D51C-1 150 KVA	CD04002	19/11/2015	51,745	1	0
CG04001 - 04 GE COIN OPERATED WASHER	CG04001	29/04/2004	2,159	1	0
CG04002 - 10 Maytag Coin Op Washing Machine	CG04002	10/05/2010	2,214	1	0
CG04003 - 11 Westinghouse Jupiter Stove 80L	CG04003	7/12/2011	1,370	1	0
CM04002 - 11 Data Projector	CM04002	21/09/2012	14,000	1	0
CM04003 - 12 Wairoa Radio Station Aerial	CM04003	31/05/2012	589	1	0
CM04004 - 1953 Steinway Piano	CM04004	1/07/2016	226,304	1	200,000
DG04001 - GAS DETECTOR METER	DG04001	30/06/1997	2,556	1	0
DH042487 - Westpac Crd Services - K Bradley	DH042487	30/06/2024	1,739	1,420	0
DM04001 - 16 2 X Big Nine 500 Matt Black Bikes	DM04001	25/02/2016	3,130	1	0
DM04002 - 16 2 X Angus Gemmell Bikes	DM04002	10/02/2016	655	1	0
DM04003 - 16 27.2 Raleigh Mens Bike	DM04003	26/04/2016	540	1	0
DM04004 - 17 Video Camera Equipment	DM04004	7/08/2017	1,256	1	0
ED04001 - 17 Wairoa Riverside Plaques	ED04001	30/06/2017	3,250	1	0
ED04002 - 17 Wairoa River Lighting	ED04002	30/06/2017	3,860	1	0
ED04003 - 17 Curtain Lights	ED04003	31/05/2017	8,370	1	0
ED04004 - 17 Canon Camera	ED04004	6/03/2017	1,663	1	0
ED04006 - 6x3 COMMERCIAL GAZEBO FRAME AND 32CM GRO	ED04006	14/01/2021	1,296	1	0
ED04101 - 17 Te Wairoa Boundary Signage	ED04101	30/09/2017	54,423	1	0
ED04102 - 17 Blacks Beach Signage	ED04102	30/09/2017	8,449	1	0
ED04103 - 17 War Memorial Park Signage	ED04103	30/09/2017	12,492	1	0
ED04104 - Moreere destination sign	ED04104	1/06/2021	1,766	1	0
EW042489 - Waterforce Limited	EW042489	30/06/2024	7,674	6,619	0
EW042490 - B3 SERVICES LTD	EW042490	30/06/2024	13,058	11,263	0
GT04201 - PACVAC Superpro Back Vac	GT04201	1/07/2019	196	1	0
GT04202 - Business Vaccum Cleaner	GT04202	1/07/2019	224	1	0
GT04203 - Projector and Equipment	GT04203	1/07/2019	12,673	0	0
GT04204 - Casio VR100 Cash Register	GT04204	1/07/2019	1,048	1	0
GT04205 - Fridge Haier 348L	GT04205	1/07/2019	697	1	0
GT04206 - Website	GT04206	1/07/2019	189	1	0
GT04207 - POP CORN Machine	GT04207	1/07/2019	3,759	1	0
GT04208 - Scoppr Tme650	GT04208	1/07/2019	3,353	1	0
GT042491 - The Hoyts Corporation Pty Ltd	GT042491	30/06/2024	187,228	161,484	0
HI04001 - 06 Cirrus Sound Level Meter	HI04001	16/10/2006	9,002	1	0
HI04002 - 06 Mini Digital Camera	HI04002	30/11/2006	516	1	0
HI04004 - 17 Sound Level Meter Class 1	HI04004	7/02/2017	13,528	1	0
IB04003 - 09 Dog Cages	IB04003	30/01/2009	925	1	0
IB04004 - 09 Dog Cages	IB04004	30/01/2009	925	1	0
IB04007 - 09 Aluminium Dog Box	IB04007	11/02/2009	980	1	0
IB04009 - 15 Mazda Twin Tool Boxes	IB04009	3/12/2015	8,250	1	0
IB04010 - 16 Reveal RS2-X2L Body Camera	IB04010	12/08/2016	1,763	1	0
IB04011 - 16 Reveal RS2-X2L Body Camera	IB04011	12/08/2016	1,763	1	0
IB04012 - 16 Reveal RS2-X2L Body Camera	IB04012	12/08/2016	1,763	1	0
IB04013 - 16 Reveal RS2-X2L Body Camera	IB04013	12/08/2016	1,600	1	0

	Asset	Date	Opening	Net	
	Asset ID	Purchased	Gross Carry Value CYC	Carry Value CYC	Amount insured
Grand Total			523,590,780	498,847,979	132,551,067
IB04014 - 18 1 x HOWA.223 Mini Action S/S Gun	IB04014	9/08/2018	1,477	1	0
IB04015 - 10/22 T/Down Magpul x 22 B/packer thread	IB04015	1/06/2021	1,097	1	0
LM04001 - 10 3 x Workstation Trolleys	LM04001	7/09/2009	1,287	1	0
LM04003 - 10 CCTV Camera	LM04003	22/08/2009	7,886	1	0
LM04004 - 12 3 x Trolleys	LM04004	29/06/2012	1,390	1	0
PC040021 - 11 Verifone VX510 Eftpos Terminal	PC040021	31/03/2011	1,062	1	0
PC040022 - 16 Ingenico ICT220 Mono Eftpos Terminal	PC040022	20/04/2016	1,116	1	0
PC040023 - 18 Air Purifier	PC040023	27/08/2018	631	1	0
PR04001 - CCTV hardware playground / BBQ area	PR04001	1/06/2021	2,750	1	0
PR04002 - GL520 lights with NEMA daylight CELLS pl	PR04002	31/08/2021	4,472	4,472	0
PR042403 - QRS	PR042403	30/06/2024	2,642	2,400	0
PR042404 - Eastland Building & Farm Supplies Ltd	PR042404	30/06/2024	3,130	2,843	0
PR042407 - Eastek Ltd	PR042407	30/06/2024	7,250	6,253	0
SG04007 - Instrumentation 2021	SG04007	30/06/2021	13,914	8,642	0
SG04008 - Chainsaw	SG04008	30/06/2022	1,394	378	0
VI04002 - 10 5 x Folding Tilt Tables	VI04002	26/05/2010	3,060	1	0
VI040022 - 15 Ingenico ICT220 Mono Eftpos Terminal	VI040022	31/08/2015	1,250	1	0
VI04003 - 10 12 x Stacker Grey Fabric Chairs	VI04003	2/06/2010	1,245	1	0
VI04004 - 11 Garment Rack & Trolleys	VI04004	7/12/2011	1,585	1	0
VI04005 - 11 Samsung 51" Plasma Screen	VI04005	16/11/2011	803	1	0
VI04006 - 11 Window Display Board	VI04006	12/12/2011	655	1	0
WA04001 - 16 Hexagonal Picnic Table	WA04001	16/12/2016	622	1	0
WA04002 - Icom IC-A16E VHF Airband handheld transceiver	WA04002	1/06/2021	1,377	1	0
WR0401 - Leak detecting equipment	WR0401	30/06/2021	31,838	1	0
WT04001D - TELEMENTARY BASE UPGRADE	WT04001D	30/06/1999	4,500	1	0
WT04001E - Plant vinyl floor upgrade	WT04001E	30/06/2021	16,756	10,053	0
WT04003B - Flood control protection intake	WT04003B	30/06/2021	467,809	430,384	0
WT04011 - 05 Inolab pH Level 1	WT04011	13/01/2005	1,100	1	0
WT04016 - Submersible sensor	WT04016	30/06/2022	1,698	460	0
WT041004 - 12 Generator Model PP30SP Sndprf 130 KVA	WT041004	13/03/2012	35,120	1	0
WT042010 - Spill Kit	WT042010	30/06/2020	908	1	0
WT042012 - 2 Two Tonne Hoist	WT042012	30/06/2020	1,235	1	0
WT042014 - Switchboard	WT042014	30/06/2020	84,703	1	0
WT042014A - 3PHASE S/BOARD	WT042014A	31/07/2021	5,735	119	0
WT042015 - Plant storm damage 2022	WT042015	30/06/2022	41,076	11,125	0
Total Equipment & Plant			2,646,698	720,133	200,000
Equipment & Plant - Restricted					
PR24029 - 16 Marine Parade Security Cameras	PR24029	1/11/2015	78,614	1	0
PR24101 - 18 Water Fountain	PR24101	20/03/2018	3,659	1	0
PR24201 - 18 Picnic Tables Blucks Pit	PR24201	31/03/2018	3,867	1,063	0
Total Equipment & Plant - Restricted			86,140	1,065	0
Fixtures & Fittings					
AD03001 - SHELIVING - RECORDS	AD03001	1/08/1993	9,040	1	0
AD030011 - MOBILE STORAGE SYSTEM	AD030011	20/10/1998	8,865	1	0
AD03003 - CONCERTINA FILING SYSTEM	AD03003	30/11/1998	2,104	1	0
AD03004 - SHELIVING	AD03004	8/05/2000	3,240	1	0
AD030041 - 18 Dexion Longspan Shelving	AD030041	30/04/2018	2,462	1	0
AD030042 - 19 Capital Shelving Archives	AD030042	30/05/2019	4,740	415	0
AD030043 - Archives shelving	AD030043	30/06/2022	5,340	3,004	0
AD03005 - 13 Archives Cabinet	AD03005	30/06/2013	3,001	1	0
AD030051 - 15 Archives A0 10 Drawer Plan Cabinet	AD030051	22/06/2015	3,393	1	0
AD030052 - 16 Archives Filing Cabinet 4 Drawer	AD030052	24/05/2016	695	1	0
AD030053 - 16 Archives Plan Cabinet 10 Drawer	AD030053	30/06/2016	3,141	1	0
AD030054 - 16 Archives Plan Cabinet 5 Drawer	AD030054	30/06/2016	2,376	1	0

	Asset	Date	Opening Gross Carry Value CYC	Net Carry Value CYC	Amount insured
	Asset ID	Purchased			
Grand Total			523,590,780	498,847,979	132,551,067
AD030055 - Archives A0 Plan 10 Drawer Cabinet and b	AD030055	1/06/2021	4,635	1,854	0
AD030056 - Archives A0 Plan 10 Drawer Cabinet	AD030056	1/06/2021	4,358	1,743	0
AD03006 - 13 Accord Custom Made Mobile Cupbards	AD03006	30/06/2013	1,716	1	0
AD03008 - 13 Accord Custom-made Mobile Cupboard	AD03008	13/09/2013	657	1	0
AD03009 - 14 Archives Table on Metal Fram	AD03009	7/04/2014	890	1	0
AD030091 - 14 Elite Archives Table Seal Grey tops	AD030091	11/08/2014	778	1	0
AD03010 - 14 Alto Custom-made Cupboard	AD03010	11/06/2014	1,842	1	0
AD030101 - 16 Office City Workstation	AD030101	29/09/2016	641	1	0
AD03011 - 14 Mayoral Chain Display Case	AD03011	13/06/2014	611	1	0
AD03018 - 16 Mitsubishi Air Conditioner	AD03018	30/03/2016	2,999	1	0
AD03019 - 16 Mitsubishi Air Conditioner	AD03019	30/03/2016	2,999	1	0
AD03020 - 18 Display Cabinet	AD03020	30/04/2018	1,852	1	0
AD03021 - 19 3 Agile Desks	AD03021	10/01/2019	1,784	67	0
AD03022 - 19 Round Base Table	AD03022	4/06/2019	557	56	0
AD03023 - 19 Agile 3 Electric Desk Archives	AD03023	31/05/2019	892	78	0
AD03024 - 2 x LIP chairs Archives	AD03024	30/06/2021	1,238	495	0
BI03001 - Protimeter MM	BI03001	30/06/2022	1,259	341	0
BU03001 - 10 Opus Office Furniture	BU03001	31/07/2010	5,452	1	0
BU03002 - 12 Cadenza Classic Hutch	BU03002	13/01/2012	938	1	0
BU03003 - 12 Refrigerator	BU03003	9/03/2012	478	1	0
BU03004 - 16 Buro Office Chairs	BU03004	15/11/2016	1,041	1	0
BU030041 - 16 Buro Aura Chairs	BU030041	4/08/2016	694	1	0
BU03005 - 17 Air Conditioning Unit	BU03005	31/05/2017	3,125	1	0
BU03006 - 17 Award DW45805 Slimline Dishwasher	BU03006	24/01/2017	985	1	0
CB03001 - 12 Wairoa Community Centre Fittings	CB03001	1/07/2012	322,650	1	1,361,941
CB03002 - 17 WCC Kitchen Refit	CB03002	31/12/2017	102,221	82,039	0
CD03001 - 03 Magnetic Topographical Wall	CD03001	27/06/2003	3,468	1	0
CG03003A - 10 Carpet Camping Ground Units	CG03003A	22/06/2010	3,480	1	0
DH03000 - Air conditioning unit upstairs digital h	DH03000	30/11/2020	4,174	835	0
DM03012 - 14 Firstline Workstn & Mobile Draw	DM03012	19/11/2014	1,093	1	0
DM03013 - 14 Express Desk Melmine Board	DM03013	17/12/2014	298	1	0
DM03014 - 14 Black Flow Mesh Chair	DM03014	19/03/2015	631	1	0
DM03015 - 16 Mitsubishi MR 260G Fridge Freezer	DM03015	15/12/2016	730	1	0
ED03001 - 16 x 4 Work Station City Curve Tawa	ED03001	29/04/2016	2,840	1	0
ED03002 - 16 x 4 Mobile Std Pen File Lock	ED03002	29/04/2016	3,956	1	0
ED03004 - 16 4 x Chair Logic High Black	ED03004	17/06/2016	736	1	0
HP03005 - 13 New Stove Tunnerflint Flat	HP03005	12/02/2013	1,200	1	0
HP03006 - 15 Livingstone Freestanding Stove	HP03006	12/02/2015	1,250	1	0
HP03007 - 18 Elba Freestanding Range Stove	HP03007	29/06/2018	3,720	1	0
HP03008 - Lossnay supply and install all pensioner	HP03008	31/01/2021	57,775	11,555	0
HP03009 - Stove 1/50 Bridge st	HP03009	30/07/2020	1,275	510	0
HP03010 - Stove 2/ 50 Bridge st	HP03010	30/07/2020	1,275	510	0
HP03011 - Stove 47b Black St	HP03011	30/07/2020	1,275	510	0
HP03012 - Rangehood & bathroom extractors	HP03012	31/03/2023	1,175	778	0
HP03013 - Rangehood & bathroom extractors	HP03013	31/03/2023	1,438	952	0
HP03014 - Rangehood & bathroom extractors	HP03014	31/03/2023	1,438	952	0
HP03015 - Rangehood & bathroom extractors	HP03015	31/03/2023	1,438	952	0
HP03016 - Rangehood & bathroom extractors	HP03016	31/03/2023	1,438	952	0
HP03017 - Rangehood & bathroom extractors	HP03017	31/03/2023	1,438	952	0
HP03018 - Rangehood & bathroom extractors	HP03018	31/03/2023	1,438	952	0
HP03019 - Rangehood & bathroom extractors	HP03019	31/03/2023	1,438	952	0
HP03020 - Rangehood & bathroom extractors	HP03020	31/03/2023	1,438	952	0
HP03021 - Rangehood & bathroom extractors	HP03021	31/03/2023	1,438	952	0
HP03022 - Rangehood & bathroom extractors	HP03022	31/03/2023	1,438	952	0
HP03023 - Rangehood & bathroom extractors	HP03023	31/03/2023	1,175	778	0
HP03024 - Oven	HP03024	31/03/2023	2,471	1,637	0

	Asset	Date	Opening Gross Carry Value CYC	Net Carry Value CYC	Amount insured
	Asset ID	Purchased			
Grand Total			523,590,780	498,847,979	132,551,067
HP03025 - Oven	HP03025	31/03/2023	2,255	1,494	0
IB03001 - 17 New Pound Drainage Pipes	IB03001	31/10/2017	31,550	1	0
LM03001 - 01 Carpet & Vinyl	LM03001	10/05/2001	17,241	1	0
LM030011 - 16 Carpet Mezzanine Floor	LM030011	31/03/2016	5,528	1	0
LM03002 - 05 Wormald Type 4 Fire Alarm	LM03002	20/04/2005	9,791	1	0
LM03003 - 07 Spectrum Chairs	LM03003	24/05/2007	882	1	0
LM030041 - 18 6 x Uniflex Blockout Roller Blinds	LM030041	20/11/2018	1,701	21	0
LM03005 - 09 Automatic Door	LM03005	28/04/2009	12,092	1	0
LM030061 - 11 Mitsubishi Air Conditioner	LM030061	14/12/2011	3,200	1	0
LM030062 - 17 Air Conditioning Unit	LM030062	30/09/2017	6,924	1	0
LM030063 - 17 Air Conditioning Unit	LM030063	30/09/2017	6,929	1	0
LM03007 - 12 Security Alarm System	LM03007	12/06/2012	4,487	1	0
LM030071 - 13 Security Alarm System	LM030071	30/06/2013	691	1	0
LM03008 - 13 Reception Carpet Tiles	LM03008	28/06/2013	3,286	1	0
LM03009 - 13 Library Reception Counters	LM03009	30/06/2013	14,865	1	0
LM03010 - 13 Library Shelves	LM03010	12/02/2013	8,143	1	0
LM030101 - 18 Modern Teaching Aids Furniture	LM030101	18/10/2018	2,749	1	0
LM03011 - 19 Library Display Cabinet	LM03011	11/05/2019	1,108	97	0
LM03012 - 19 Library Display Cabinet	LM03012	11/05/2019	1,108	97	0
LM03013 - Library shelves	LM03013	22/02/2021	22,616	9,046	0
LM03014 - Toshiba multihead unit - upstairs librar	LM03014	18/12/2020	4,845	969	0
LM03015 - Toshiba multihead unit - library manager	LM03015	31/01/2021	1,934	387	0
LM03016 - Library shelves and earthquake support	LM03016	30/06/2021	822	329	0
LM03017 - Intraspec Radius Mobile Shelving 1560mm	LM03017	31/03/2022	3,292	1,687	0
LM03018 - Intraspec Radius Mobile Shelving 1560mm	LM03018	31/03/2022	3,292	1,687	0
LM03019 - Shelves: Mobile Canopy with Display	LM03019	31/03/2022	1,371	703	0
LM03020 - Shelves: Mobile Canopy with Display	LM03020	31/03/2022	1,371	703	0
MH03001 - DXR12MKII - Yamaha DXR12mkl	MH03001	31/03/2023	1,557	681	0
MH03002 - Protege WX extension	MH03002	31/03/2023	5,935	3,932	0
MH03003 - Epson Projector & Wall Mount	MH03003	31/03/2023	2,329	1,019	0
MH03004 - Westinghouse stove	MH03004	31/03/2023	1,713	1,135	0
PC030011 - 05 Carpet Administration Bldg	PC030011	16/12/2004	35,709	1	0
PC030041 - 11 Samsung 324L Fridge Freezer	PC030041	27/06/2011	957	1	0
PC030071 - 07 Mesh Roller Blinds	PC030071	23/03/2007	5,249	1	0
PC030072 - 08 Sunscreen Roller Blinds	PC030072	28/03/2008	898	1	0
PC030073 - 09 Sunscreen Roller Blinds	PC030073	27/04/2009	1,408	1	0
PC030074 - 09 Sun Screen Roller Blinds	PC030074	29/08/2009	1,147	1	0
PC03008 - 96 Security System	PC03008	20/10/1996	2,062	10	0
PC030081 - 13 Security Cameras Admin Office	PC030081	21/03/2013	16,035	1	0
PC030082 - 14 Security Cameras Admin Office	PC030082	17/12/2014	13,043	1	0
PC030101 - 15 Maia Council Chamber Chairs	PC030101	12/06/2015	805	1	0
PC03011 - 00 Council Air Conditioner	PC03011	13/11/2000	14,649	6,502	0
PC030111 - 08 Administration Bldg air Conditioning	PC030111	7/04/2008	32,950	1	0
PC03013 - 03 Mobile Four Draw Cabinet	PC03013	14/01/2003	282	1	0
PC030172 - 15 Mitsubishi Air Conditioner	PC030172	27/02/2015	2,380	1	0
PC03021 - 04 Conference + Workstn Mayor	PC03021	3/09/2004	3,998	1	0
PC03022 - 04 Filing Cab Eurotilt 3 Draws	PC03022	25/08/2004	431	1	0
PC03023 - 04 Filing Cab Europlan 3 Draws	PC03023	25/08/2004	229	1	0
PC03024 - 04 Cabinet Europlan 15 Drawer	PC03024	24/08/2004	315	1	0
PC03030 - 05 Opal Workstation Payroll	PC03030	11/04/2005	3,041	1	0
PC03031 - 05 12 Plymouth Swivel Chairs	PC03031	11/04/2005	4,165	1	0
PC03032 - 05 12 Solid Pear Melteca Table	PC03032	11/04/2005	6,784	1	0
PC03034 - 07 3 Drawer Precision Filing Cabinet	PC03034	10/04/2007	248	1	0
PC03035 - Mobile Shelving Unit	PC03035	30/06/2008	7,314	1	0
PC03036 - Workstation/Drawers/Shelving	PC03036	30/06/2008	1,774	1	0
PC03037 - Wall unit	PC03037	30/06/2008	449	1	0

	Asset	Date	Opening	Net	
	Asset ID	Purchased	Gross Carry Value CYC	Carry Value CYC	Amount insured
Grand Total			523,590,780	498,847,979	132,551,067
PC03038 - 08 Shelving Units	PC03038	30/06/2008	1,470	1	0
PC03040 - 10 Display Cabinets with Lighting Option	PC03040	10/02/2010	8,872	1	0
PC03041 - 10 Mobile Utensil Storage Units	PC03041	10/09/2010	2,390	1	0
PC03042 - 10 Opal 4 Drawer Mobile Unit	PC03042	29/09/2010	340	1	0
PC03043 - 11 Quickpost Mailbox	PC03043	15/03/2011	1,825	1	0
PC03044 - 11 Opal Corner Workstation	PC03044	4/04/2011	1,495	1	0
PC03045 - 11 Studio Chair High Gas Lift	PC03045	30/06/2011	280	1	0
PC03047 - 11 Ebony Stacker Chairs	PC03047	14/10/2011	755	1	0
PC03049 - 11 Stationery Cupboard Unit	PC03049	29/06/2012	1,617	1	0
PC03100 - 05 Toilet Extracting Fan	PC03100	29/08/2005	1,406	1	0
PC031002 - 12 Mitsubishi MSZ-GE33VA Air Conditioner	PC031002	17/10/2011	3,100	1	0
PC031003 - HITACHI RAS-E50YHA AIR CONDITIONER	PC031003	29/07/2020	1,733	346	0
PC031004 - HITACHI RAS-E50YHA AIR CONDITIONER	PC031004	29/07/2020	1,733	346	0
PC031005 - Airconditioning unit PKVG13	PC031005	30/06/2021	2,135	854	0
PC031006 - Panasonic Hi Wall CS/CU-Z35VKR	PC031006	31/08/2021	2,475	1,052	0
PC031007 - Panasonic Hi Wall CS/CU-Z35VKR	PC031007	31/08/2021	2,475	1,052	0
PC031008 - Panasonic Hi Wall R32	PC031008	31/12/2021	3,495	1,660	0
PC03200 - Main building alarm upgrade	PC03200	1/06/2021	7,571	3,028	0
PR03085 - Westinghouse stove	PR03085	31/03/2023	1,879	1,245	0
PR03086 - Westinghouse stove	PR03086	31/03/2023	1,879	1,245	0
VI03001 - 08 Meeting Room Air Conditioning Unit	VI03001	7/04/2008	2,300	1	0
WA03001 - 16 Handmade Hardwood Shaped Shelf	WA03001	19/12/2016	850	1	0
WT03001 - 16 Chubb Fire Alarm	WT03001	20/08/2016	26,518	1	0
WT03201 - Boundary Valves Pump Station	WT03201	30/06/2020	9,693	2,423	0
Total Fixtures & Fittings			1,054,265	160,570	1,361,941
Fixtures & Fittings - Restricted					
PR23001 - 05 ST Louis 60 Ltr Std Bins	PR23001	21/04/2005	3,019	1	0
Total Fixtures & Fittings - Restricted			3,019	1	0
Forestry					
FF15003 - Woodlot Terapatiki	FF15003	30/06/1993	8,462	8,462	0
FF15005 - Woodlot Omahanui	FF15005	30/06/1993	7,442	7,442	0
FF15017 - Woodlot Fraser Street Wairoa	FF15017	1/07/2003	99,096	99,096	0
Total Forestry			115,000	115,000	0
Land					
CE01001 - CEMETERY RUAWHARAWHARA RESERVE	CE01001	30/06/2007	66,100	66,100	0
CE01002 - CEMETERY NUHAKA	CE01002	30/06/2007	7,400	7,400	0
CE01003 - CEMETERY NUHAKA NORTH	CE01003	30/06/2007	3,000	3,000	0
CE01004 - CEMETERY FRASERTOWN	CE01004	30/06/2007	13,600	13,600	0
CE01005 - CEMETERY MANGAPOIKE ROAD	CE01005	30/06/2007	7,600	7,600	0
CE01006 - CEMETERY RUAKITURI	CE01006	30/06/2007	1,600	1,600	0
CE01008 - CEMETERY WAIROA	CE01008	30/06/2007	96,990	96,990	0
CE01009 - CEMETERY WAIROA	CE01009	30/06/2007	30,600	30,600	0
CE01010 - CEMETERY WAIROA	CE01010	30/06/2007	38,400	38,400	0
CE01011 - CEMETERY MORERE	CE01011	30/06/1993	1,300	1,300	0
CG01001 - ORMOND MEMORIAL CAMPING GROUND	CG01001	30/06/1993	161,700	161,700	0
FF01001 - FORESTRY WAIKOKOPU	FF01001	30/06/2007	26,500	26,500	0
FF01002 - FORESTRY MAHURANGI	FF01002	30/06/2007	7,200	7,200	0
FF01003 - FORESTRY OMAHANUI	FF01003	30/06/2007	3,200	3,200	0
FF01004 - FORESTRY OMAHANUI	FF01004	30/06/2007	1,600	1,600	0
FF01006 - FORESTRY TERAPATI KI	FF01006	30/06/2007	6,900	6,900	0
FF01007 - FORESTRY TERAPATI KI	FF01007	30/06/2007	20,000	20,000	0
FF01009 - FORESTRY HALIBURTON RD	FF01009	30/06/2007	6,500	6,500	0
FF01010 - FORESTRY HALIBURTON RD	FF01010	30/06/2007	3,300	3,300	0

	Asset	Date	Opening Gross Carry Value CYC	Net Carry Value CYC	Amount insured
	Asset ID	Purchased			
Grand Total			523,590,780	498,847,979	132,551,067
FF01011 - FORESTRY MOHAKA COACH RD	FF01011	30/06/2007	8,300	8,300	0
FF01013 - FORESTRY MANGARUHE	FF01013	30/06/2007	2,000	2,000	0
HP01001 - PENSIONER HOUSING SOMERVILLE S	HP01001	30/06/2007	5,500	5,500	0
HP01002 - PENSIONER HOUSING OUTRAM	HP01002	30/06/2007	5,500	5,500	0
HP01003 - PENSIONER HOUSING LUCKNOW	HP01003	30/06/2007	5,400	5,400	0
HP01004 - PENSIONER HOUSING BLACK ST	HP01004	30/06/2007	14,200	14,200	0
HP01005 - PENSIONER HOUSING BLACK ST	HP01005	30/06/2007	2,300	2,300	0
HP01007 - PENSIONER HOUSING LAMBERT	HP01007	30/06/2007	5,500	5,500	0
HS01005 - HOUSING RUAKITURI	HS01005	30/06/2007	3,400	3,400	0
HS01010 - HOUSING RAUPUNGA	HS01010	30/06/2007	1,300	1,300	0
HS01023 - LAND WATER TREATMENT HOUSE	HS01023	30/06/2007	3,500	3,500	0
IB01001 - STOCK PADDOCKS TUKUMOKIHI	IB01001	30/06/2007	5,100	5,100	0
IB01002 - STOCK PADDOCKS TUHARA	IB01002	30/06/2007	7,000	7,000	0
IB01003 - STOCK PADDOCKS WHAKAKI	IB01003	30/06/2007	200	200	0
IB01005 - STOCK PADDOCKS MANGARUHE	IB01005	30/06/2007	9,000	9,000	0
IB01006 - STOCK PADDOCKS ARDKEEN	IB01006	30/06/2007	8,500	8,500	0
IB01009 - STOCK PADDOCKS KOTEMAORI	IB01009	30/06/2007	6,700	6,700	0
IB01010 - STOCK PADDOCKS PUTERE	IB01010	30/06/2007	1,500	1,500	0
IB01011 - STOCK PADDOCKS RAUPUNGA	IB01011	30/06/2007	4,700	4,700	0
IB01012 - STOCK PADDOCKS MOHAKA HILL	IB01012	30/06/2007	5,700	5,700	0
IB01013 - POUND MOHAKA	IB01013	30/06/2007	1,500	1,500	0
IB01015 - STOCK PADDOCK MANGAPOIKE	IB01015	30/06/2007	4,100	4,100	0
IB01016 - FRASERTOWN ROAD POUND	IB01016	30/06/2007	16,200	16,200	0
LM01001 - LIBRARY	LM01001	30/06/2007	15,100	15,100	0
LS01001 - RES SUBDIVISION KAIUKU	LS01001	30/06/2007	137,800	137,800	0
LS01005J - DEVEL-COML FREYBERG ST	LS01005J	1/06/2007	2,050	2,050	0
LS01012 - LAND TUAI	LS01012		6,000	6,000	0
LS01013 - LAND TUAI	LS01013		6,000	6,000	0
LS01014 - LAND TUAI	LS01014	30/06/2007	5,500	5,500	0
LS01015 - LAND TUAI	LS01015	30/06/2007	6,000	6,000	0
LS01016 - LAND TUAI	LS01016	30/06/2007	9,700	9,700	0
LS01017 - LAND TUAI	LS01017	30/06/2007	7,500	7,500	0
LS01018 - LAND TUAI	LS01018	30/06/2007	7,500	7,500	0
LS01019 - LAND TUAI	LS01019	30/06/2007	10,000	10,000	0
LS01020 - LAND TUAI	LS01020	30/06/2007	5,200	5,200	0
LS01021 - LAND TUAI	LS01021	30/06/2007	12,500	12,500	0
LS01022 - LAND TUAI	LS01022	30/06/2007	5,000	5,000	0
LS01023 - LAND TUAI	LS01023	30/06/2007	9,000	9,000	0
LS01024 - LAND TUAI	LS01024		10,000	10,000	0
LS01026 - VALLEY RD SECTION	LS01026	30/06/1993	4,000	4,000	0
LS01027 - TUAI LAND	LS01027	30/06/2007	3,000	3,000	0
MH01001 - MEMORIAL HALL	MH01001	30/06/2007	30,500	30,500	0
PC01001 - Land Coronation Square	PC01001	30/06/2007	37,500	37,500	0
PC01006 - Land Lucknow Street Archives (Fire Str)	PC01006	30/06/1993	6,700	6,700	0
PC01010 - Nuhaka Depot	PC01010	30/06/2007	5,800	5,800	0
PC01011 - Tuai Depot	PC01011	30/06/2007	8,500	8,500	0
QF01003 - METAL PITS, MOHAKA	QF01003	30/06/1999	9,000	9,000	0
QF01004 - METAL PIT KAKARIKI VALLEY ROAD	QF01004	30/06/2007	5,900	5,900	0
RF01001 - Mahia Fire Station	RF01001	22/05/1995	110,000	110,000	0
RF01002 - Raupunga Depot	RF01002	30/06/2007	4,100	4,100	0
SG01006 - Sewerage Mahia Beach Scheme	SG01006	19/10/2011	68,156	68,156	0
SG01007 - Mahia Beach Sewerage Scheme	SG01007	29/06/2012	254,480	254,480	0
SG01008 - Land Mahia Beach Sewerage Plant	SG01008	30/06/2014	140,067	140,067	0
SG01009 - Land Tuai WWTP	SG01009	30/06/2022	12,900	12,900	0
WA01001 - AERODROME LAND	WA01001	30/06/2007	418,942	418,942	0
WM01001 - NUHAKA RUBBISH DUMP	WM01001	30/06/2007	35,900	35,900	0

	Asset	Date	Opening Gross Carry Value CYC	Net Carry Value CYC	Amount insured
	Asset ID	Purchased			
Grand Total			523,590,780	498,847,979	132,551,067
WM01003 - WAIROA LANDFILL	WM01003	30/06/2007	39,780	39,780	0
Total Land			2,080,666	2,080,666	0
Land - Restricted					
PR21002 - RESERVES DOMAIN FTOWN	PR21002	30/06/2007	89,500	89,500	0
PR21004 - RESERVES DOMAIN FTOWN	PR21004	30/06/2007	3,900	3,900	0
PR21005 - RESERVES CARROLL MEML	PR21005	30/06/2007	5,000	5,000	0
PR21007 - RESERVES MARUMARU HALL	PR21007	30/06/2007	2,600	2,600	2,882,024
PR21008 - RESERVES MARUMARU	PR21008	30/06/2007	1,600	1,600	0
PR21009 - Reserves Onepoto	PR21009	30/06/2007	10,200	10,200	0
PR210091 - Council Reserve Senior Citizen	PR210091	1/07/2016	15,000	15,000	0
PR21010 - RESERVES HOLMLEIGH	PR21010	30/06/2007	8,500	8,500	0
PR21017 - RESERVES WHAKAMAHIA	PR21017	30/06/2007	361,214	361,214	270,279
PR21018 - RESERVES OHINEPAKA RLH	PR21018	30/06/2007	1,100	1,100	0
PR21019 - RESERVES PUTERE	PR21019	30/06/2007	5,400	5,400	0
PR21020 - RESERVES RAUPUNGA TLTS	PR21020	30/06/2007	3,100	3,100	0
PR21026 - RESERVES LAHORE ST	PR21026	30/06/2007	4,900	4,900	0
PR21028 - WALKWAY, CARROLL ST	PR21028	30/06/2007	800	800	0
PR21029 - WALKWAY, MARINE PDE	PR21029	30/06/2007	5,000	5,000	0
PR21030 - WALKWAY, QUEEN ST	PR21030	30/06/2007	4,300	4,300	0
PR21031 - WALKWAY, LAHORE/BLACK STS	PR21031	30/06/2007	800	800	0
PR21032 - ISOLATION ZONE, CHAMBERLAIN AV	PR21032	30/06/2007	400	400	0
PR21033 - ISOLATION ZONE, KOWHAI PL	PR21033	30/06/2007	1,100	1,100	0
PR21034 - ISOLATION ZONE, RIMU DR	PR21034		100	100	0
PR21035 - RESERVES ORMOND RD	PR21035	30/06/2007	3,600	3,600	0
PR21036 - RESERVES MEMORIAL PK	PR21036	30/06/2007	77,500	77,500	0
PR21037 - RESERVES RIVER PDE	PR21037	30/06/2007	1,800	1,800	0
PR21038 - RESERVES, CRARER ST CNR	PR21038	30/06/2007	700	700	0
PR21039 - RESERVES, TENNIS COURTS	PR21039	30/06/2007	10,800	10,800	0
PR21040 - RESERVES, LAMBTON SQ	PR21040	30/06/2007	28,600	28,600	0
PR21041 - RESERVES, SPOONERS PT	PR21041	30/06/2007	29,400	29,400	0
PR21042 - RESERVES, LIBRARY GREEN	PR21042	30/06/2007	27,100	27,100	0
PR21043 - RESERVES, OLD FOLKS HALL	PR21043	30/06/2007	7,900	7,900	0
PR21044 - RESERVES, RIVER/DELHI ST	PR21044	30/06/2007	3,400	3,400	0
PR21045 - RESERVES, CLYDE DOM	PR21045	30/06/2007	31,300	31,300	0
PR21046 - RESERVES, RIVER/LOCKE ST	PR21046	30/06/2007	16,200	16,200	0
PR21047 - RESERVES, ALEXANDRA PK	PR21047	30/06/2007	79,707	79,707	0
PR21048 - RESERVES, MITCHELL RD	PR21048	30/06/2007	4,300	4,300	0
PR21049 - RESERVES, LION ST	PR21049	30/06/2007	3,500	3,500	0
PR21051 - RESERVES, STANDRING PK	PR21051	30/06/2007	22,800	22,800	0
PR21052 - RESERVES, PILOT HILL	PR21052	30/06/2007	15,337	15,337	0
PR21053 - RESERVES, MITCHELL RVBNK	PR21053	30/06/2007	4,700	4,700	0
PR21054 - RESERVES, MITCHELL RVBK	PR21054	30/06/2007	3,600	3,600	0
PR21055 - RESERVES, POWDRELL PK	PR21055	30/06/2007	49,300	49,300	0
PR21056 - MAHANGA FORESHORE	PR21056	30/06/2007	138,600	138,600	0
PR21057 - FORESHORE WAIKOKOPU HARB	PR21057	30/06/2007	119,600	119,600	0
PR21058 - Forshore Opoutama	PR21058	30/06/2007	153,800	153,800	0
PR21059 - Foreshore Opoutama	PR21059	30/06/2007	153,887	153,887	0
PR21060 - FORESHORE, ORAKA RESERVE	PR21060	30/06/2007	35,400	35,400	0
PR210601101 - Foreshore Oraka Reserve	PR210601101	30/06/2011	22,000	21,927	0
PR21062 - FORESHORE, TAYLORS BAY	PR21062	30/06/2007	22,800	22,800	0
PR21063 - FORESHORE, MOKOTAHI	PR21063	30/06/2007	25,900	25,900	0
PR21064 - FORESHORE, ORMOND DRIVE	PR21064	30/06/2007	110,700	110,700	0
PR21065 - FORESHORE, NOLAN PLACE	PR21065	30/06/2007	28,300	28,300	0
PR21066 - FORESHORE, EAST COAST RD	PR21066	30/06/2007	25,400	25,400	0
PR21067 - FORESHORE, EAST COAST RD	PR21067	30/06/2007	23,500	23,500	0

	Asset	Date	Opening Gross Carry Value CYC	Net Carry Value CYC	Amount insured
	Asset ID	Purchased			
Grand Total			523,590,780	498,847,979	132,551,067
PR21069 - CORONATION RESERVE	PR21069	30/06/2007	22,100	22,100	0
PR21070 - RESERVES, SOLANDER	PR21070	30/06/2007	10,000	10,000	0
PR21071 - RESERVES, NUHAKA DOMAIN	PR21071	30/06/2007	76,560	76,560	0
PR21072 - LAND OTOI DOMAIN	PR21072	30/06/2007	23,300	23,300	0
PR21073 - LAND KOTEMAORI DOMAIN	PR21073	30/06/2007	4,200	4,200	0
PR21074 - LAND KOTEMAORI DOMAIN	PR21074	30/06/2007	19,900	19,900	0
PR21075 - TUAI RECREATIONAL RESERVE	PR21075	30/06/2007	2,800	2,800	0
PR21076 - TUAI ESPLANADE RESERVE	PR21076	30/06/2007	1,000	1,000	0
PR21077 - TUAI CHURCH	PR21077	30/06/2007	12,000	12,000	0
PR21078 - TUAI ACCESSWAY	PR21078	30/06/2007	600	600	0
PR21079 - TUAI ESPLANADE RESERVE	PR21079		500	500	0
PR21080 - TUAI TENNIS CLUB	PR21080	30/06/2007	14,500	14,500	0
PR21082 - RESERVE TUNANUI RD	PR21082	30/06/1993	2,800	2,800	0
PR21083 - RESERVE OPOUTAMA	PR21083	30/06/1993	18,800	18,800	0
PR21084 - RESERVE PIRIPAU	PR21084	30/06/1993	9,500	9,500	0
PR21085 - TUAI HALL	PR21085	30/06/1993	76,454	76,454	0
PR21086 - RUAKITURI ESPLANADE RESERVE	PR21086	29/05/1995	13,800	13,800	0
PR21088 - NUHAKA TOILETS	PR21088	22/12/1993	7,835	6,382	0
PR21089 - TUAI SPORTSGROUND	PR21089	30/06/2007	18,000	18,000	0
PR21090 - ESPLANADE RESERVE MAHIA EC RD	PR21090	30/06/2003	18,874	18,874	0
PR21091 - ESPLANADE RESERVE KINIKINI RD	PR21091	30/06/2003	3,000	3,000	0
PR21093 - LINK STRIPS YMCA RD OPOUTAMA	PR21093	30/06/2003	100	100	0
PR21094 - ESPLANADE RESERVE MARINE PDE	PR21094	30/06/2003	5,000	5,000	0
PR21095 - FLAXMILL RD	PR21095	30/06/2003	1,000	1,000	0
PR21096 - FRASERTOWN TOILETS	PR21096	27/02/2008	1,000	1,000	0
RN21001 - James Carroll Walkway	RN21001	30/06/2014	63,550	51,330	0
RN21002 - Blucks Pit Road Space Viewing Centre	RN21002	31/01/2018	49,642	49,642	0
Total Land - Restricted			2,282,761	2,269,016	3,152,303
Library Collections					
LM07016 - 2016 Library Books	LM07016	1/07/2015	550,742	1	738,146
LM07018 - 2018/19 Library Books	LM07018	30/06/2019	64,495	39,234	0
LM07021 - Books FY21	LM07021	30/06/2021	37,946	22,768	0
LM0702207 - Book purchases July 21	LM0702207	31/08/2021	2,289	1,412	0
LM0702208 - Book purchases August 21	LM0702208	31/08/2021	1,860	1,147	0
LM0702209 - Book purchases September 21	LM0702209	31/10/2021	1,548	981	0
LM0702210 - Book purchases October 21	LM0702210	31/10/2021	5,281	3,345	0
LM0702211 - Book purchases to December 2021	LM0702211	31/12/2021	3,831	2,490	0
LM0702212 - Book purchases to March 2022	LM0702212	31/03/2022	7,005	4,728	0
LM0702213 - Library books	LM0702213	30/06/2022	54,752	47,773	0
LM072207 - Book purchases Jul 22	LM072207	31/03/2023	2,461	1,908	0
LM072208 - Book purchases Aug 22	LM072208	31/03/2023	2,566	1,989	0
LM072209 - Book purchases Sep 22	LM072209	31/03/2023	2,363	1,832	0
LM072210 - Book purchases Oct 22	LM072210	31/03/2023	1,586	1,229	0
LM072211 - Book purchases Nov 22	LM072211	31/03/2023	4,594	3,560	0
LM072212 - Book purchases Dec 22	LM072212	31/03/2023	1,439	1,116	0
LM072301 - Book purchases Jan 23	LM072301	31/03/2023	4,897	3,795	0
LM072302 - Book purchases Feb 23	LM072302	31/03/2023	2,551	1,977	0
LM072303 - Book purchases Mar 23	LM072303	31/03/2023	14,987	11,957	0
LM072407 - Book purchases July 2024	LM072407	1/07/2024	0	4,037	0
LM072408 - Book purchases August 2024	LM072408	1/08/2024	0	4,103	0
LM072409 - Book purchases September 2024	LM072409	1/08/2024	0	6,340	0
LM072410 - Book purchases October 2024	LM072410	31/10/2024	0	3,416	0
LM072411 - Book purchases November 2024	LM072411		0	4,066	0
LM072502 - Book purchases February 2025	LM072502	8/02/2025	0	3,524	0
LM072503 - Book purchases March 2025	LM072503	1/03/2025	0	3,625	0

	Asset	Date	Opening Gross Carry Value CYC	Net Carry Value CYC	Amount insured
	Asset ID	Purchased			
Grand Total			523,590,780	498,847,979	132,551,067
LM072504 - Book purchases April 2025	LM072504		0	2,702	0
LM072505 - Book purchases May 2024	LM072505	1/05/2025	0	4,070	0
LM072512 - Book purchases December 2024	LM072512	1/01/2025	0	4,806	0
Total Library Collections			767,196	193,930	738,146
Parking					
PA2060010 - CARPARKS - SUBGRADE	PA2060010	30/06/2024	265,398	265,398	0
Total Parking			265,398	265,398	0
Prop Improvements - Restricted					
CB262401 - CC Repairs	CB262401	30/06/2024	1,090	1,040	0
CB262402 - CC lighting upgrade	CB262402	30/06/2024	4,763	4,545	0
PR26001A - WAR MEMORIAL PARK FENCING	PR26001A	30/06/2007	27,673	4,997	0
PR26001B - WAR MEMORIAL PARK PAVING	PR26001B	30/06/2007	23,800	1	0
PR26001C - WAR MEMORIAL PARK LIGHTING	PR26001C	30/06/2007	1,900	1	0
PR26001D - WAR MEMORIAL PARK OTHER IMPROV	PR26001D	30/06/2007	9,651	2,083	0
PR26006A - TENNIS COURTS FENCING	PR26006A	30/06/2007	7,600	1	0
PR26006B - TENNIS COURTS - COURTS	PR26006B	30/06/2007	135,000	1	0
PR26008A - LAMBTON SQUARE FENCING	PR26008A	30/06/2007	14,300	1	0
PR26008B - LAMBTON SQUARE PAVING	PR26008B	30/06/2007	5,500	1	0
PR26008C - LAMBTON SQUARE LIGHTING	PR26008C	30/06/2007	4,800	1	0
PR26008D - Lambton Square Grandstand Upgrade	PR26008D	26/08/2014	4,321	3,151	0
PR26011A - CLYDE DOMAIN LIGHTING	PR26011A	30/06/2007	9,500	1	0
PR26011C - CLYDE DOMAIN PAVING	PR26011C	30/06/2007	11,400	1	0
PR26024 - SAFETY BOLLARDS	PR26024	31/01/2009	42,282	25,405	0
PR26025 - MOKOTAHU LANDING PAVING	PR26025	30/06/2007	11,929	6,519	0
PR26025A - MOKOTAHU PLAYGROUND	PR26025A	30/06/1999	17,600	1	0
PR26025B - SEATING AREA MOKOTAHU	PR26025B	30/06/2003	13,168	5,093	0
PR26025C - Mokotahi Shelter refurbish	PR26025C	20/10/2020	15,990	14,391	0
PR26026 - LAHORE STREET	PR26026	30/06/2007	1,100	1	0
PR26028A - CLYDE COURT BUS SHELTER	PR26028A	30/06/1999	6,900	1	0
PR26029 - MARINE PARADE PAVING	PR26029	30/06/2007	5,700	1	0
PR260291 - Marine Parade Picnic Tables 2015	PR260291	30/06/2015	49,151	26,693	0
PR26029A - MARINE PARADE PLAYGROUND	PR26029A	30/06/1999	27,093	1	0
PR26029B - ALEXANDRA PARK SK8 PARK	PR26029B	30/06/2001	181,329	39,085	0
PR26029C - SKATEPARK LIGHT	PR26029C	30/06/2003	8,818	6,678	0
PR26030A - FRASERTOWN DOMAIN PAVING	PR26030A	30/06/2007	1,400	1	0
PR26030B - FRASERTOWN DOMAIN FENCING	PR26030B	30/06/2007	3,700	1	0
PR26030C - FRASERTOWN DOMAIN OTHER IMPROV	PR26030C	30/06/2007	2,400	1	0
PR26031A - KOTEMAORI DOMAIN PAVING	PR26031A	30/06/2007	2,800	1	0
PR26031B - KOTEMAORI DOMAIN FENCING	PR26031B	30/06/2007	800	1	0
PR26031C - KOTEMAORI DOMAIN OTHER IMPROVE	PR26031C	30/06/2007	800	1	0
PR26032A - OTOI DOMAIN PAVING	PR26032A	30/06/2007	13,000	1	0
PR26032B - OTOI DOMAIN FENCING	PR26032B	30/06/2007	4,200	1	0
PR26032C - OTOI DOMAIN OTHER IMPROVEMENTS	PR26032C	30/06/2007	1,800	1	0
PR26034A - TUAI CHURCH PAVING	PR26034A	30/06/2007	900	1	0
PR26034B - TUAI CHURCH FENCING	PR26034B	30/06/2007	900	1	0
PR26035 - ORMOND RD PLAY EQUIPMENT	PR26035	30/06/2007	200	1	0
PR26035A - ORMOND ROAD FENCING	PR26035A	30/06/2007	300	1	0
PR26036 - TUAI SPORTSGROUND OTHER IMPROV	PR26036	30/06/2007	2,400	1	0
PR26042 - 17 Library Green Picnic Tables	PR26042	1/11/2017	8,827	5,492	0
PR26048A - MITCHELL ROAD PLAY EQUIPMENT	PR26048A	30/06/2007	3,300	1	0
PR26049A - LION/MCLEAN ST PLAYGROUND	PR26049A	30/06/2007	4,500	1	0
PR26049B - LION/MCLEAN ST FENCING	PR26049B	30/06/2007	2,000	1	0
PR26051A - STANDRING PK PLAYGROUND EQUIP	PR26051A	30/06/2007	5,000	1	0
PR26051B - STANDRING PARK PAVING	PR26051B	30/06/2007	106,500	1	0

	Asset	Date	Opening Gross Carry Value CYC	Net Carry Value CYC	Amount insured
	Asset ID	Purchased			
Grand Total			523,590,780	498,847,979	132,551,067
PR26051C - STANDRING PARK OTHER IMPROV	PR26051C	30/06/2007	10,325	1,227	0
PR26051D - STANDRING PARK NETBALL COURTS	PR26051D	30/06/2001	174,890	2,728	0
PR26052 - CHRISTMAS LIGHTS	PR26052	30/06/2003	23,452	16,330	0
PR26055 - POWDRELL PARK	PR26055	30/06/2007	2,500	1	0
PR26083 - Opoutama Reserve Improvement RMP	PR26083	30/06/2015	107,130	55,270	0
PR26086 - TUAI PLAY CENTRE FENCING	PR26086	30/06/2007	2,200	1	0
PR26087 - Raupunga Toilets	PR26087	30/06/2013	8,739	5,224	0
PR260871 - Raupunga Playground	PR260871	16/03/2016	51,949	28,137	0
PR26088 - NUHAKA TOILETS	PR26088	30/06/1996	86,685	79,782	0
PR26089 - Playground Fence Marine Parade	PR26089	30/06/2014	18,409	8,284	0
PR26090 - Whakamahi Toilets	PR26090	30/06/2022	3,732	2,644	0
PR26091 - Nuhaka Toilets doors	PR26091	30/06/2022	13,167	9,327	0
PR26097 - 18 Destination Playground Equipment	PR26097	31/03/2018	261,272	70,120	0
PR26097A - 18 2 x Concrete Table Sets	PR26097A	30/05/2018	9,455	6,135	0
PR26097B - 18 Destination Playground Fence	PR26097B	31/03/2018	45,592	28,536	0
PR26097C - 19 Destination Playground Toilets	PR26097C	30/06/2019	337,066	239,954	324,591
PR26097D - BBQ at Alexander Park	PR26097D	18/12/2020	822	329	0
PR26098 - 19 Mountain Bike Park	PR26098	30/06/2019	24,220	24,220	0
Total Prop Improvements - Restricted			1,989,692	723,451	324,591
Property Improvements					
AD061977 - Office Alterations	AD061977	30/06/2020	21,564	16,173	0
CB06001 - CC rear fence	CB06001	30/06/2022	1,275	903	0
CB062401 - Electrical Upgrade	CB062401	30/06/2024	36,865	35,175	0
CB062402 - Communittee Centre Extention	CB062402	30/06/2024	25,358	24,196	0
CE06001A - CEMETERY FENCING	CE06001A	30/06/2007	5,700	1	0
CE06001B - CEMETERY PAVING	CE06001B	30/06/2007	20,498	1	0
CE06001C - CEMETERY OTHER IMPROVEMENTS	CE06001C	30/06/2007	14,158	5,608	0
CE06001D - CEMETERY FENCING	CE06001D	31/01/2009	1,522	241	0
CE062404 - Cemetry Septic Tank upgrade	CE062404	30/06/2024	32,000	27,600	0
CG06001 - Camping Ground Fencing	CG06001	30/06/2005	16,479	4	0
CG06001A - Camping ground fencing	CG06001A	30/06/2008	3,395	1	0
CG06002 - CAMPING GROUND SEALED AREAS	CG06002	30/06/2007	10,000	1	0
CG06004 - ORMOND CAMPING GRND PLAYGROUND	CG06004	30/06/2007	2,500	1	0
CG062401 - Campground upgrades	CG062401	30/06/2024	1,028,721	991,001	0
CP062405 - Toshiba Heatpump	CP062405	30/06/2024	4,614	3,980	0
DH061951 - Digital Hub fitout	DH061951	30/06/2020	32,222	25,448	0
DH061953 - Digital Hub Shelving	DH061953	30/06/2020	19,121	14,341	0
DH061954 - Digital Hub Furniture	DH061954	14/08/2020	1,527	611	0
DH061954A - Wing Board Table	DH061954A	27/07/2020	1,153	461	0
DH061954B - SWING Chair x18	DH061954B	27/07/2020	3,254	1,302	0
DH061954C - Media board room chair and desk	DH061954C	27/07/2020	715	286	0
DH061954D - Trapiziod Table x10	DH061954D	27/07/2020	5,433	2,173	0
DH061954E - Centre pods x2	DH061954E	27/07/2020	2,805	1,122	0
DH061954F - Bar leaner table and industrial bar stoo	DH061954F	27/07/2020	1,726	690	0
DH061954G - Orbit Single Seater x3	DH061954G	27/07/2020	3,428	1,371	0
DH061954H - Orbit Chair - 2-Seater	DH061954H	27/07/2020	1,536	615	0
DH061954I - Orbit Ottoman	DH061954I	27/07/2020	796	318	0
DH061954J - Digital hub Acoustic Panels	DH061954J	25/08/2020	4,205	1,682	0
DH061954K - Orbit single seater	DH061954K	25/08/2020	1,136	454	0
DH061954L - Orbit single seater	DH061954L	25/08/2020	1,136	454	0
DH061954M - Desk x1 and swing chair x4	DH061954M	11/09/2020	1,045	418	0
DH061954N - Apple Stool X4	DH061954N	11/09/2020	1,116	446	0
DH061954O - Digital Hub Furniture	DH061954O	14/08/2020	2,272	909	0
DH061955 - Library mural for Digital Hub	DH061955	1/06/2021	3,378	2,702	0
DH061956 - Table flip top galax	DH061956	30/06/2022	677	381	0

	Asset	Date	Opening Gross Carry Value CYC	Net Carry Value CYC	Amount insured
	Asset ID	Purchased			
Grand Total			523,590,780	498,847,979	132,551,067
DH061957 - Table flip top galax	DH061957	30/06/2022	677	381	0
DH061958 - 6 x swing chair	DH061958	30/06/2022	1,854	1,043	0
DH061959 - Storage tambour	DH061959	30/06/2022	1,748	983	0
DH061960 - Rewire digital hub	DH061960	30/06/2022	2,902	2,478	0
DH061961 - Complete fitout digi	DH061961	30/06/2022	1,240	1,060	0
ED06007 - Reserves planting	ED06007	30/06/2021	452	407	0
ED06008 - Carroll Walkway	ED06008	30/06/2021	3,280	2,952	0
HP06001A - LAMBERT FLATS PAVING	HP06001A	30/06/2007	2,400	1	0
HP06001B - LAMBERT FLATS FENCING	HP06001B	30/06/2007	3,200	1	0
HP06001C - 12 Ramp 6 Lambert Flats	HP06001C	30/04/2012	5,721	1,954	0
HP06002A - HILLNEATH FLATS PAVING	HP06002A	30/06/2007	4,200	1	0
HP06002B - HILLNEATH FLATS FENCING	HP06002B	30/06/2007	1,300	1	0
HP06002C - HILLNEATH FLATS FENCING	HP06002C	31/01/2009	3,755	688	0
HP06002D - OUT BUILDINGS HILLNEATH FLATS	HP06002D	30/06/2007	3,400	1	0
HP06002E - Hilneath Flats Security Gates	HP06002E	18/03/2009	1,553	291	0
HP06003A - LUCKNOW ST FENCING	HP06003A	30/06/2003	4,093	1	0
HP06004A - OUTRAM ST PAVING	HP06004A	30/06/2007	600	1	0
HP06004B - OUTRAM ST FENCING	HP06004B	30/06/2007	700	1	0
HP06004C - 12 Ramp Outram - McLean Street Flat	HP06004C	30/06/2012	8,068	2,824	0
HP06006A - TUNNERFLINT FLATS PAVING	HP06006A	30/06/2007	1,600	1	0
HP06006B - TUNNERFLINT FLATS FENCING	HP06006B	30/06/2007	1,300	1	0
HP06007A - SOMMERVILLE FLATS PAVING	HP06007A	29/06/2004	5,663	1	0
HP06007B - SOMMERVILLE FLATS FENCING	HP06007B	30/06/2007	2,800	1	0
HP06008A - Painting upgrade	HP06008A	30/06/2023	6,700	4,690	0
HP062492 - Electrical Services Wairoa (2017)Ltd	HP062492	30/06/2024	536	462	0
HP062493 - Electrical Services Wairoa (2017)Ltd	HP062493	30/06/2024	536	462	0
HP062494 - Electrical Services Wairoa (2017)Ltd	HP062494	30/06/2024	536	462	0
HP062495 - Electrical Services Wairoa (2017)Ltd	HP062495	30/06/2024	536	462	0
HP062496 - Electrical Services Wairoa (2017)Ltd	HP062496	30/06/2024	536	462	0
HS06013 - OTHER IMPROVEMENTS	HS06013	30/06/2007	500	1	0
IB06016 - Frasertown Road Pound Stockyards	IB06016	30/06/2003	2,600	171	0
IB060161 - 17 Frasertown Road Pound Stock Yards	IB060161	30/04/2017	47,924	30,420	0
IB06016A - Frasertown Road Pound Fencing	IB06016A	30/06/2003	1,000	1	0
LM06001 - LIBRARY PAVING	LM06001	30/06/2007	1,400	1	0
LM06002 - 17 Library Signage	LM06002	30/09/2017	2,914	1,785	0
LM062497 - Sharp Consulting Ltd	LM062497	30/06/2024	1,093	1,093	0
LM062498 - A Mayhead Building Contractor	LM062498	30/06/2024	40,000	40,000	0
LS06011 - DEVEL-RESID KOPU RD	LS06011	30/06/2007	300	1	0
MH06001 - MEMORIAL HALL PAVING	MH06001	30/06/2007	3,300	1	0
MH06002A - War Memorial Hall Improvements	MH06002A	30/06/2023	11,545	8,082	0
MH06002B - War Memorial Hall Improvements	MH06002B	30/06/2023	9,865	6,906	0
MH06002C - War Memorial Hall Improvements	MH06002C	30/06/2023	5,113	3,579	0
PC06001 - Coronation Square Paving	PC06001	30/06/2007	3,800	1	0
PC06002 - Secure carpark Fence Coronation Square	PC06002	2/08/2020	20,557	16,446	0
PC06006A - Lucknow Street Archives Paving	PC06006A	30/06/2007	2,400	1	0
PC06006B - Lucknow Street Archives Fences	PC06006B	30/06/2007	1,900	1	0
PC06007 - Lighting upgrade	PC06007	30/06/2022	2,677	1,896	0
PC06007A - Installation of Air con in Archives buil	PC06007A	30/06/2023	2,925	2,047	0
PC06010A - Nuhaka Depot Paving	PC06010A	30/06/2007	500	1	0
PC06010B - Nuhaka Depot Fencing	PC06010B	30/06/2007	1,000	1	0
PC06011 - Tuai Depot Paving	PC06011	30/06/2007	300	1	0
PC062401 - CSL Security	PC062401	30/06/2024	4,482	3,866	0
PC062402 - CSL Security	PC062402	30/06/2024	4,619	3,984	0
PC062404 - Development Office Space	PC062404	30/06/2024	24,996	23,850	0
PC062406 - Security Cameras Main Office	PC062406	30/06/2024	0	0	0
PR06013 - Compacting Smart bin	PR06013	30/06/2023	9,051	6,336	0

	Asset	Date	Opening Gross Carry Value CYC	Net Carry Value CYC	Amount insured
	Asset ID	Purchased			
Grand Total			523,590,780	498,847,979	132,551,067
PR06014 - Compacting Smart bin	PR06014	30/06/2023	9,051	6,336	0
PR06015 - Compacting Smart bin	PR06015	30/06/2023	9,051	6,336	0
PR06016 - Compacting Smart bin	PR06016	30/06/2023	9,051	6,336	0
PR06017 - Compacting Smart bin	PR06017	30/06/2023	9,051	6,336	0
PR06018 - Compacting Smart bin	PR06018	30/06/2023	9,051	6,336	0
PR06019 - Compacting Smart bin	PR06019	30/06/2023	9,051	6,336	0
PR062405 - Permacrete Permanent Solutions	PR062405	30/06/2024	9,800	7,554	0
PR062406 - Paul Jarden Contracting Limited	PR062406	30/06/2024	2,261	1,743	0
PR062416 - PUBLIC SPACE ENHANCEMENT	PR062416	30/06/2024	48,621	46,392	0
PR062424 - PLAYGROUND RENEWALS	PR062424	30/06/2024	32,417	30,931	0
PR062434 - Opoutama toilet renewals	PR062434	30/06/2024	43,530	41,535	0
WA06001 - RUNWAY	WA06001	30/06/2007	789,262	612,039	0
WA06002 - AIRPORT FENCING	WA06002	30/06/2007	8,000	1	0
WA06003 - RUNWAY LIGHTS	WA06003	30/06/2003	71,751	39,750	0
WA06003B - 14 Runway Lights and Cabling	WA06003B	17/10/2014	1,285	600	0
WM06001 - WAIROA LANDFILL	WM06001	30/06/2002	63,851	1	321,096
WM06003A - WAIROA DUMP FARM FENCING/YARDS	WM06003A	30/06/2007	4,800	1	0
WM06003B - WAIROA DUMP FARM TRACKING	WM06003B	30/06/2007	1,000	1,000	0
WM06003C - WAIROA DUMP FARM WATER SUPPLY	WM06003C	30/06/2007	1,000	1,000	0
WM06004A - WAIROA LANDFILL FENCING	WM06004A	30/06/2007	8,119	91	0
WM06004B - WAIROA LANDFILL PAVING	WM06004B	30/06/2007	10,000	1	0
WM06004C - LANDFILL ROAD - NEW SEAL	WM06004C	30/06/2002	12,218	1	0
WM06004D - LANDFILL ASSET	WM06004D	30/06/2005	935,192	108,199	0
WM06004D1 - Landfill asset	WM06004D1	1/06/2011	255,443	77,697	0
WM06004D2 - Landfill asset	WM06004D2	1/06/2020	69,766	52,615	0
WM06004F - LANDFILL ROAD RESEAL	WM06004F	30/06/2009	314,862	1	0
WM06004F1 - Landfill road reseal 2021	WM06004F1	30/06/2021	88,831	35,532	0
WM06004G - Landfill Provision	WM06004G	30/06/2016	1,433,691	762,295	0
WM06005 - Big Belly Bins 2021	WM06005	1/06/2021	107,295	42,918	0
WM06006 - Big Belly Bin 2022	WM06006	30/06/2022	12,488	7,025	0
WM06007 - Big Belly Bin 2022	WM06007	30/06/2022	11,063	6,223	0
WM06008 - Big Belly Bin 2022	WM06008	30/06/2022	11,063	6,223	0
WM06009 - Big Belly Bin 2022	WM06009	30/06/2022	11,063	6,223	0
WM06010 - Big Belly Bin 2022	WM06010	30/06/2022	11,063	6,223	0
WM06011 - Big Belly Bin 2022	WM06011	30/06/2022	11,063	6,223	0
WM06012 - Big Belly Bin 2022	WM06012	30/06/2022	11,063	6,223	0
WM06013 - Tipface wall 2021	WM06013	30/06/2022	63,524	44,996	0
WM062408 - Fulton Hogan	WM062408	30/06/2024	17,288	16,496	0
WM062448 - CONSTRUCTION - NEW CELL	WM062448	30/06/2024	13,500	13,253	0
Total Property Improvements			6,132,456	3,352,635	321,096
Roading					
RS10001 - LAND	RS10001	30/06/2022	5,362,783	5,362,783	0
RS100210 - SEALED - FORMATION	RS100210	30/06/2009	118,960,000	118,960,000	0
RS100230 - SEALED - BASECOURSE	RS100230	30/06/2002	35,873,000	35,378,913	0
RS100240 - SEALED - SURFACE	RS100240	30/06/2002	8,588,000	7,113,087	0
RS100250 - First Coat Seals	RS100250	1/06/2021	31,704,000	31,428,087	0
RS100280 - UNSEALED - BASECOURSE	RS100280	30/06/2002	46,746,000	46,185,000	0
RS100320 - BARRIERS - RAILS	RS100320	1/06/2006	2,132,000	1,910,163	0
RS100610 - CULVERTS - <600mm	RS100610	30/06/2006	64,448,000	63,289,337	0
RS100760 - FOOTPATHS-BASECOURSE & SURFACE	RS100760	30/06/2002	6,592,000	6,402,250	0
RS10080 - RETAINING STRUCTURES	RS10080	30/06/2002	29,274,000	28,870,663	0
RS1008110 - SIGNS	RS1008110	30/06/2002	1,386,000	1,304,413	0
RS1008240 - STREETLIGHTS - POLES	RS1008240	30/06/2002	1,577,000	1,460,587	0
RS100960 - STORMWATER - KERB & CHANNEL	RS100960	1/06/2006	3,992,000	3,882,913	0
Total Roothing			356,634,783	351,548,196	0

	Asset	Date	Opening	Net	
	Asset ID	Purchased	Gross Carry Value CYC	Carry Value CYC	Amount insured
Grand Total			523,590,780	498,847,979	132,551,067
Sewerage					
SG14020 - LAND WAIROA TREATMENT PLANT	SG14020		200,000	200,000	0
SG14170402 - Opoutama WWTP	SG14170402	30/06/2022	0	0	0
SG144000 - Treatment Plant Mahia	SG144000	1/07/2013	0	0	7,427,108
SG144070 - Treatment Plant Opoutama	SG144070	1/07/2013	0	0	2,247,000
SG146000 - PUMP STATIONS - WAIROA	SG146000	1/07/2011	1,584,000	1,519,837	0
SG146001 - Pump stations 2022	SG146001	30/06/2022	0	0	0
SG146500 - TREATMENT PLANT WAIROA	SG146500	1/07/2011	15,634,000	15,286,587	9,413,281
SG147000 - TREATMENT PLANT TUAI	SG147000	1/07/2011	0	0	2,842,000
SG147505 - Wairoa Retic	SG147505	30/06/2022	16,409,000	16,027,663	0
Total Sewerage			33,827,000	33,034,087	21,929,389
Stormwater					
SD123000 - STORMWATER PIPES	SD123000	1/07/2011	10,858,000	10,480,337	0
Total Stormwater			10,858,000	10,480,337	0
Trade Marks					
DM28001 - 16 Trade Mark Space Coast	DM28001	29/02/2016	5,037	5,037	0
DM28002 - 16 Trade Mark Earth Base One	DM28002	4/04/2016	3,000	3,000	0
DM28003 - 16 Trade Mark Gateway To The Galaxy	DM28003	11/04/2016	4,000	4,000	0
Total Trade Marks			12,037	12,037	0
Vehicles					
AD05010 - GPS unit replacement	AD05010	9/03/2016	21,585	1	0
AD05011 - 2019 Mitsubishi Eclipse 1.5p TCL	AD05011	8/02/2019	29,012	1	0
BI05006 - GPS unit replacement	BI05006	11/10/2019	36,864	1	0
BI05007 - Triton DC WS 2.4D GLX 4WD 6AT Cardrona	BI05007	11/10/2019	36,355	1	0
BI05008 - Toyota Hilux SR 2.8D 6A 2WD DCW	BI05008	30/06/2021	34,828	6,966	0
BU05006 - 2016 Mitsi ASX KBC84	BU05006	24/08/2016	31,058	8,260	0
BU05007 - GPS unit replacement	BU05007	30/11/2016	32,679	1	0
BU05008 - 2017 Mitsubishi ASX 2.3D XLS 4WD	BU05008	1/10/2017	29,431	1	0
BU05009 - x3 strobe lights under hardlid	BU05009	12/09/2018	40,975	1	0
BU05010 - x3 strobe lights under hardlid	BU05010	26/07/2019	38,345	1	0
BU052402 - Toyota Hilux 4WD Diesel	BU052402	3/11/2023	51,073	41,710	0
BU052503 - Toyota Hilux SR 2.8D RCB288	BU052503	1/03/2025	0	47,638	0
CC05006 - RAV4 GXL 2.5P HV CVT AWD SUV	CC05006	28/01/2020	36,483	1	0
CM05003 - 1972 Oxford Caravan	CM05003	30/09/1994	24,608	1	0
DM05002 - 19 Mitsubishi Eclipse Cross	DM05002	13/02/2019	32,751	1	0
DM05003 - RAV4 GXL 2.5P HV CVT AWD SUV	DM05003	28/01/2020	36,483	1	0
ED05002 - New engine KZC903 Rav 4	ED05002	17/11/2017	35,685	1	0
EW05010 - 2017 Toyota Hilux KQH275	EW05010	22/06/2017	42,617	1	0
EW05011 - 2019 Mitsubishi Eclipse	EW05011	8/02/2019	29,012	1	0
EW052503 - Toyota Hilux SR 2.8D RCB287	EW052503	1/03/2025	0	52,640	0
HI05001 - NPK172 Toyota Hilux	HI05001	31/07/2021	32,921	7,133	0
IB05009 - 2015 Mazda BT-504WD GLX Double Cab	IB05009	24/11/2015	34,977	1	0
IB05010 - 19 Toyota Hilux S TD DC 2.8D/5MT/UT	IB05010	17/08/2018	39,678	1	0
IB05011 - 19 Toyota Hilux S TD DC 2.8D/5MT/UT	IB05011	17/08/2018	39,678	1	0
IB05015 - Triton CC WS 2.4D GLX 4WD 6AT Cardrona	IB05015	12/11/2019	38,183	1	0
ML05002 - 2016 Mitsubishi ASX 2.0 XLS 2WD	ML05002	24/11/2016	22,970	1	0
SG05002 - LZK631 Mitsubishi Triton	SG05002	11/02/2019	37,601	1	0
SG05003 - Ute deck drawers LZK631	SG05003	30/06/2022	4,906	1,329	0
SG051901 - Suzuki LT-A500 XPL9 Quad bike	SG051901	31/05/2020	16,438	1	0
SG051902 - Trailer and Crate - Brent Smith 1500kg s	SG051902	31/05/2020	4,406	1	0
TP05001 - NPK199 Toyota Hilux	TP05001	31/07/2021	34,923	7,967	0
WT05004 - 99 8x5 Tandem Hydraulic Trailer	WT05004	22/07/1999	5,369	1	0

	Asset Asset ID	Date Purchased	Opening Gross Carry Value CYC	Net Carry Value CYC	Amount insured
Grand Total			523,590,780	498,847,979	132,551,067
WT050051 - 15 Rover Raider 2042 Twin kohler 42"	WT050051	14/09/2015	4,000	1	0
WT05008 - Triton DC WS 2.4D GLX 4WD 6AT Cardrona	WT05008	19/08/2019	37,099	1	0
Total Vehicles			972,993	173,668	0
Water Production					
WT132450 - Install Chlorination & Monitoring Tuai W	WT132450	30/06/2024	0	0	0
WT135000 - WATER TREATMENT PLANT	WT135000	1/07/2011	7,736,000	7,327,163	0
WT136000 - FRASERTOWN PLANT	WT136000	1/07/2011	0	0	0
WT137000 - MAHANGA PLANT	WT137000	1/07/2011	0	0	0
WT138000 - TUAI PLANT	WT138000	1/07/2011	0	0	0
WT139000 - WAIROA PLANT	WT139000	1/07/2011	0	0	0
Total Water Production			7,736,000	7,327,163	0
Water Reticulation					
WR186003 - WAIROA PIPES	WR186003	1/07/2011	23,077,000	22,469,250	0
WR187103 - Wairoa Retic Points	WR187103		0	0	0
WR187108 - Smart Meters 2022	WR187108	30/06/2022	0	0	0
Total Water Reticulation			23,077,000	22,469,250	0

Waioira District Council 2025-26 Material Damage & Business Interruption Schedule					
Item No	Council Ref	Location	Description of Activity	Construction	TOTAL MATERIAL DAMAGE SUM INSURED
Mahia Area					
1	PR22025	Mahia Beach	Mahia Beach Toilets	Conc Block/Corrugated Iron	\$ 216,717
2	PR22056	Judges Parade, Mahanga	Mahanga Public Toilets	Conc/Coloursteel/Timber	\$ 201,944
3	PR220241	Oraka	Oraka Toilets & Changing Rooms, pump & water Tank	Conc/Coloursteel/Timber	\$ 505,901
4	PR22089	Black Beach	Black Beach Toilets, solar	Conc/Coloursteel/Timber	\$ 270,962
5	PR22023	Ormond Dr, Mahia	Blue Bay Toilets & Changing rooms, pump & water tank	Conc Block/Corrugated Iron	\$ 505,729
6	PR220891	Mahia East Coast Road, Mahia	Whangawehi toilets, solar	Conc/Coloursteel/Timber	\$ 166,432
Nuhaka					
7	PR22027	SH2 Nuhaka	Domain Clubrooms	Timber/Weatherboard/Corrugated Iron	\$ 413,733
8	PR22027	SH2 Nuhaka	Domain Changing rooms	Timber/Metal Weatherboard/Corrugated Iron	\$ 413,065
9	PC02010A	SH2 Nuhaka	Depot Office	Timber/Fibrecrete/Corrugated Iron	\$ 182,627
10	PC02010	SH2 Nuhaka	Depot Workshop	Steel & Timber/Corrugated Iron Walls & Roof	\$ 119,223
11	PR22088	SH2 Nuhaka	Public Toilets	Conc Block/Corrugated Iron	\$ 271,923
Other Areas					
12	PR22032	Tuati	Oti Hall, Ablutions & Verandah	Timber Frame/Metal Weatherboard/Corrugated Iron	\$ 1,056,179
13	PR22031	12 Kotemaori Settlement Road, Kotemaori	Kotemaori Hall	Timber/Corrugated Iron Walls & Roof	\$ 657,286
14	PR21007	923 Tiniroto Road, Patutahi-Tiniroto	Marumaru Hall & Verandah	Timber/Weatherboard/Corrugated Iron	\$ 2,882,024
15	PR22087	State Highway 2 South	Raupunga Toilets	Concrete / Coloursteel	\$ 424,547
16	Non Council	Ardkeen	Ardkeen Hall	Timber & Conc Block/Weatherboard/Corrugated Iron	\$ 190,375
17	Non Council 0875005601	1639 Ruakituri Road	Ruakituri Hall	Hearth Rimu, Roof Trusses, Tin "Weatherboard" Walls, Pinex Lining, Metal Floor.	\$ 1,020,000
18	WA02001	85 Airport Road, Wairoa	Aerodrome Clubrooms (Blackhead Toilets, Ablutions & Kitchen)	Timber Frame/Conc Walls/Corrugated Iron Roof	\$ 1,137,390
19	NZTA	Te Reinga	Bailey Bridge		\$ 530,000
Queen Street					
20	PC02001	97-103 Queen St, Wairoa	Council Offices	Conc/Fibrecrete/Corrugated Iron	\$ 11,441,000
21	PC02004	97-103 Queen St, Wairoa	Garage Workshop - Council	Timber/Iron Weatherboard/Coloursteel	\$ 52,932
22	PR22028A	57 Queen St, Wairoa	Public Toilets	Conc/Coloursteel/Timber	\$ 757,698
23	MH02001	91-95 Queen St, Wairoa	War Memorial Hall & Ver	RSI Portals/Fibrecrete & Galv Iron/Corrugated Iron	\$ 4,155,610
24	EP17001	54 Queen St, Wairoa	Visitor Information Centre	Conc/Fibrecrete/Corrugated Iron	\$ 1,361,826
25	PR22009	Queen St, Wairoa	Senior Citizens Building	Timber/Stucco/Corrugated Iron	\$ 270,000
26	PR22009A	Queen St, Wairoa	Gardens Shed	Timber/ Iron Weatherboard/Corrugated Iron	\$ 20,069
Marine Parade					
27	CB02001	Marine Parade, Wairoa	Community Centre	RSI Portals/Galv Coloursteel	\$ 27,692,970
28	CB021011	Marine Parade, Wairoa	Amateur Swimming Club	Conc Block/Corrugated Iron	\$ 75,000
29	CB02101	Marine Parade, Wairoa	Chlorine Shed and Pump Shed	Timber/Weatherboard/Galvanised Iron	\$ 122,024
30	LM02001	212 Marine Parade, Wairoa	Library	RSI Portal/Conc Block/Corrugated Iron	\$ 12,775,561
31	PR22021	Marine Parade, Wairoa	Lighthouse	Timber/Timber & Glass/Curved Steel	\$ 488,759
32	CG02003	Marine Parade, Wairoa	Camping Ground Garages - 1 Single skyline and Double Carport	Timber/Iron Weatherboard/Corrugated Iron	\$ 91,563
33	CG02003A	Marine Parade, Wairoa	Camping Ground Cabins	Conc Block/Corrugated Iron	\$ 713,689
34	CG02003B	Marine Parade, Wairoa	Camp Ground Ablutions	Conc Block/Corrugated Iron	\$ 1,010,217

Waioira District Council 2025-26 Material Damage & Business Interruption Schedule					
Item No	Council Ref	Location	Description of Activity	Construction	TOTAL MATERIAL DAMAGE SUM INSURED
35	Non Council - on charge	Marine Parade, Wairoa	Museum Building	Conc & Steel/Conc Masonry/Corrugated Iron	\$ 2,392,943
36	PC17011	184 Marine Parade, Wairoa	Ahi Komau - Leased commercial premises - restaurant, POD cafe and beauty parlour	Floor - concrete slab dressed with vinyl, carpet tiles, polished concrete	\$ 6,456,828
NEW	PC17012	Marine Parade, Wairoa	Site (2025)	Floor - concrete slab dressed with vinyl, carpet tiles, polished concrete	\$ 5,125,000
37	CG02002	Marine Parade, Wairoa	Camp Ground Recreation Room	Timber/Weatherboard/Corrugated Iron	\$ 209,191
38	PR26097C	Marine Parade, Wairoa	Playground toilets	Timber/Coloursteel	\$ 324,591
Lambton Square					
39	PR22008B	Lambton Square	Amenities	Conc Block/Corrugated Iron	\$ 452,509
40	PR22008C	Lambton Square	Rugby Clubrooms	Timber Frame/Fibre Cement/Corrugated Iron	\$ 622,201
Tuahi					
41	PR22034	Main St	Tuahi Church	Conc/Stone/Decramastic Tiles	\$ 1,203,892
42	PR22085	Main St	Tuahi Hall, Library & Theatre	Timber/Weatherboard/Corrugated Iron	\$ 2,878,335
43	PR220351101	Main St	Tuahi Rugby Clubrooms	Timber/Weatherboard/Corrugated Iron	\$ 472,083
44	PR22090	Main St	Toilets (Tuahi Rugby Ground)	Conc Block/Corrugated Iron	\$ 206,461
45	PR22086	Main St	Tuahi Playcentre	Timber/Weatherboard/Corrugated Iron	\$ 450,524
46	PR220851	Lake Rd	Tuahi Craft Centre	Timber/Weatherboard/Galv Iron	\$ 462,382
47	PC02011	Main St	Tuahi Depot	Conc/Corrugated Iron	\$ 815,342
48	PR22090	Lake Rd	Tuahi Public Toilets	Conc Block/Corrugated Iron	\$ 271,923
Wairoa Other Streets					
49	PC02006	Lucknow St	Old Fire Station/ Archive Building	Conc Fnd/Conc Walls/Corrugated Iron	\$ 2,700,066
50	PC02006A	Lucknow St	Old Fire Station Garage	Timber/Iron Weatherboard/Corrugated Iron	\$ 40,345
52	PR22029	Bridge St	Toilets	Conc/Bitumen	\$ 425,685
53	CE02001	Cemetery	Cemetery Shed & Toilets	Timber/Plywood/Corrugated Iron	\$ 193,116
54	PR21017	Whakamahia Reserve	Whakamahia toilets	Timber/Coloursteel	\$ 270,279
55	PR22052	Plot Hill reserve, Whakamahia Road	Plot Hill Toilets	Conc Fnd/Conc Walls/Corrugated Iron	\$ 160,800
Fraser Street Landfill					
56	WM02003	Wairoa Landfill	Storage Building	Plaster Masonry/Brick/Corrugated Iron	\$ 826,591
57	WM06001	Fraser Street	Amenities	Timber/Iron Weatherboard/Corrugated Iron	\$ 326,811
58	WM02006	Fraser Street	Weigh Station Building	Plaster Masonry/Brick/Corrugated Iron	\$ 195,492

Waioira District Council 2025-26 Material Damage & Business Interruption Schedule					
Item No	Council Ref	Location	Description of Activity	Construction	TOTAL MATERIAL DAMAGE SUM INSURED
59	WM02007	Fraser Street	Stone Shed	Timber/Weatherboard/Corrugated Iron	\$ 123,325
60	WM020031	Fraser Street	Weighbridge	Timber/Weatherboard/Corrugated Iron	\$ 480,925
NEW		Fraser Street	24m Weighbridge and Kiosk		\$ 563,137
NEW		Fraser Street	Shredder		\$ 604,560
Contents & Chattels					
61	CB03001	Marine Parade	Contents - Community Centre		\$ 1,361,941
62	3.8.9	Queen St	Contents - District Office		\$ 437,431
63	LM	Marine Parade	Contents - Library		\$ 128,975
64	LM07016	Marine Parade	Library Books		\$ 738,146
65	VI	Queen St	Contents - Visitor Information Centre		\$ -
66	Other Plant & Contents	District Wide	Other Plant & Contents		\$ 707,685
67	Non Council	Marine Parade	Museum Contents		\$ 454,066
68	CM04004	252 Marine Parade, Wairoa 4108	Steinway Piano - War Memorial Hall		\$ 200,000
69	EW, BU	Marine Parade	Fit-out & Contents - Engineering Department		\$ -
Wairoa Water Treatment					
70	Buildings	Fraser town	Chlorine Room	Conc & Steel/Alum over Timber/Galv Iron	\$ 136,414
71	Structures	Fraser town	Filter Gallery	Conc & Steel/Alum over Timber/Galv Iron	\$ 675,790
72	Buildings	Fraser town	Main Building	Conc & Steel/Alum over Timber/Galv Iron	\$ 1,618,594
73	Buildings	Fraser town	Pumphouse	Conc & Steel/Conc Block/Coloursteel	\$ 608,539
74	Mechanical	Fraser town	Treatment Plant	Conc & Steel/Alum over Timber/Galv Iron	\$ 523,268
75	Buildings	Fraser town	Filter Press Room	Timber/Iron Weatherboards/Coloursteel	\$ 33,984
76	Buildings	Fraser town	Garage	Timber/Iron Weatherboards/Corrugated Iron	\$ 475,130
77	Boundary tanks 1	Fraser town	Clearwater Tank		\$ 738,273
78	Structures	Fraser town	Sludge Channel		\$ 457,844
79	Structures	Fraser town	Delay Chamber		\$ 1,057,689
	bulk water take point	Fraser town	Pumphouse		\$ 20,936
Plant & Equipment -					
80	Electrical	Fraser town			\$ 397,683
81	Chemical treatment	Fraser town			\$ 278,913
82	UV treatment	Fraser town			\$ 328,497
83	Generator	Fraser town			\$ 92,972
84	Switchboard	Fraser town			\$ 158,050
85		Fraser town	Misc Contents - Alum Room		\$ 16,003
86		Fraser town	Misc Contents - Control Room		\$ 7,594
87		Fraser town	Misc Contents - Treatment Plant		\$ 40,040
88		Fraser town	Pumps		\$ 956,048
89		Fraser town	Lower Filter Gallery Sandfilters		\$ 462,625
90		Fraser town	Clearwater Tank Sandfilters		\$ 5,968
91		Fraser town	Control Room Sandfilters		\$ 9,491

Waioira District Council 2025-26 Material Damage & Business Interruption Schedule						
Item No	Council Ref	Location	Description of Activity	Construction	TOTAL MATERIAL DAMAGE SUM INSURED	
92		Frasertown	Sandfilters		\$ 1,314,390	
93		Frasertown	Upflow Clarifiers		\$ 3,828,642	
Clearwater Assets						
93	Boundary PS		Boundary Pump Station	Conc Block	\$ 144,056	
94	Boundary tanks 2		Boundary Tanks	Conc Block	\$ 1,166,841	
95	Mechanical	Carroll St/ Kaimoana Rd	Boundary Pumps a & b	Conc Block	\$ 417,280	
96	Tanks and pipework	Frasertown	Frasertown Reservoir (x4, 25000L programmed for replacement)	Tanks and pipework	\$ 155,596	
97	Pump Station 1		Mahanga Pump Station 1- upper	Pump Station 1	\$ 114,588	
98	Pump Station 2		Mahanga Pump Station 2- lower	Pump Station 2	\$ 504,016	
99	Structure		Mahanga Reservoir x 3 (25L tanks, 2x plastic, 1 concrete))	Structure	\$ 32,740	
100	Tawhara tanks and pipework		Tawhara Reservoir x3	Tanks and pipework	\$ 4,488,250	
101	Intake and Pump Station	Tuait	Tuait Intake	Intake and Pump Station	\$ 111,140	
102	Structure	Tuait	Tuait Reservoir (x2 25000, concrete)	Structure	\$ 61,127	
103	Structures	Frasertown	WTP Intake	Concrete	\$ 6,206,796	
Wastewater Assets						
105	SG14018	Valley Rd	Wairoa WW Pump Station		\$ 136,254	
106	SG14120	Alexandra Park	Wairoa WW Pump Station	Conc/Conc Block/Decremastic Tiles	\$ 473,990	
107	SG14130501	Fitzroy St	Wairoa WW Pump Station	Conc/Conc Block/Galv Iron	\$ 801,063	
108	SG14140501	Kopu Rd	Wairoa WW Pump Station	Conc/Conc Block/Decremastic Tiles	\$ 728,685	
109	SG14150401	North Clyde	Wairoa WW Pump Station	Conc/Conc Block/Decremastic Tiles	\$ 481,228	
110	SG14160	Rutherford St	Wairoa WW Pump Station		\$ 232,171	
111	SG147000	Tuait	Tuait Wastewater Treatment Plant		\$ 2,670,500	
112	SG146500	Wairoa	Wairoa Wastewater Treatment Plant	Timber/Fibre/Decremastic Tiles	\$ 8,963,362	
113	SG144000	Mahia	Treatment Plant Mahia Beach		\$ 7,102,076	
114	SG144070	Opoutama	Opoutama WW Treatment Plant	Timber/Fibre/Decremastic Tiles	\$ 2,110,229	
115		Mahia	Mahia WW Pump Station		\$ 1,263,567	

Waioira District Council 2025-26 Material Damage & Business Interruption Schedule					
Item No	Council Ref	Location	Description of Activity	Construction	TOTAL MATERIAL DAMAGE SUM INSURED
116	SG14670	YMCA 1 WWPS	Wastewater Scheme - YMCA Rd Pump Station 1.	Timber/Fibreelite/Decremastic Tiles	\$ 209,776
117	SG14670	YMCA 2 WWPS	Wastewater Scheme - YMCA Rd Pump Station 2.	Timber/Fibreelite/Decremastic Tiles	\$ 209,776
118	SG14670	Opoutama	Wastewater Scheme - Opoutama Village Rd Pump Station	Timber/Fibreelite/Decremastic Tiles	\$ 253,331
			Mobile Gen Sets (x2)		\$ 15,000
Pensioners Flats					
119	HP02007	Somerville St	Livingstone Flats 3 double units with total 6 beds/it flats	Timber/Weatherboard/Corrugated Iron	\$ 1,935,917
120	HP02004	Outram St	Outram 2 1 Bdrm Flats	Timber/Weatherboard/Conc Tiles	\$ 779,938
121	HP02006	Lucknow St	Tunnerflint Flats & Verandah 4 1Bdrm units	Timber/Weatherboard/Corrugated Iron	\$ 1,559,876
	HP02001	74 Lucknow St	Lambert Flats & Laundry	Timber/Weatherboard/Corrugated Iron	\$ 1,935,917
123	HP02002	Black Street	Hillneath Flats	Timber/Corrugated Iron	\$ 6,072,374
124	HP02003	Black Street	Hillneath Flats Laundry & Shed	Timber/Corrugated Iron	\$ 194,984
126	HS02017	33 Lewis Lane, Raupunga	Dwelling, Garage & Shed	Timber/Timber Weatherboard/Corrugated Iron	\$ 668,518
127	CG02003	Marine Parade	Camp Ground Dwelling & Deck	Timber/Fibreelite/Corrugated Iron	\$ 682,446
Residential Total					\$ 13,829,971
Commercial Total					\$ 158,777,362
TOTAL					\$ 172,607,334

8.5 TREASURY MATTERS

Author: Gary Borg, Tumu Whakarae Tuarua | Deputy Chief Executive & Group Manager - Finance and Corporate Support

Authoriser: Matthew Lawson, Tumu Whakarae | Chief Executive

Appendices: 1. Treasury Metrics [↓](#)

1. PURPOSE

- 1.1 This report provides information for Committee on Council's treasury management activities for the year ended 30 June 2025. No decisions are required by Committee at this stage, but the content of this report supports a policy review.
- 1.2 This report supports the fulfilment of the Committee's workplan and terms of reference in respect of adherence to financial policies.

RECOMMENDATION

The Tumu Whakarae Tuarua | Deputy Chief Executive & Group Manager - Finance and Corporate Support RECOMMENDS that Committee:

- receives the report, noting areas of policy adherence as well as breaches,
- notes that prudence in this matter is a balance of risk management and cost effectiveness,
- and recommends to Council that it reviews its Liability Management Policy and Investment Policy before the end of 2025.

2. BACKGROUND

- 2.1 Council's Investment and Liability Management Policies contain a range of settings that guide its financial management practices.
- 2.2 Although the policy is overdue for review, reporting against these settings has been sporadic. Therefore, this report restarts that monitoring process, with a view to initiating a meaningful policy review later in 2025.
- 2.3 This report examines Council's application of and adherence to these policies throughout the year ended 30 June 2025.
- 2.4 The narrative in the following sections is supported by the analyses in **Appendix 1**.
- 2.5 In completing these analyses, it was observed that some of these settings appear ambiguous, or no longer applicable in current circumstances, or superfluous noting that much of Council's borrowing activity is governed by covenants set by the Local Government Funding Agency (LGFA). This is unsurprising as the policy has not been reviewed since it was adopted in 2015; and in the analyses they have been interpreted to give a relevant perspective where necessary.

3. LIABILITY MANAGEMENT POLICY

3.1 SPECIFIC BORROWING LIMITS

- 3.1.1. Since 30 June Council has remained within 5 of the 6 policy settings. The exception is the current ratio, which indicates Council's ability to meet its obligations when they fall due.

3.1.2. This ratio has improved since 30 June 2024 and has remained positive throughout the year, meaning Council has remained liquid. However, the average of 1.08 provides little cover, and would be a serious concern if Council were close to its borrowing ceiling.

3.1.3. The cost to achieve a minimum compliance ratio of 1.25 via additional borrowing is estimated at \$140,688 per annum.

3.2 LIQUIDITY AND CREDIT RISK MANAGEMENT

3.2.1. Council has been in breach of this setting throughout the year because almost all its debt matures in 2026.

3.2.2. It is noted that this debt is made up of different tranches that were drawn down at different times over a 4-year period, with a focus on meeting specific needs with the most cost-effective option available at the time.

3.2.3. There will be the opportunity to redress this profile when the debt matures in 2026, or sooner if Council needs to draw down more borrowing.

3.3 NEW ZEALAND LOCAL GOVERNMENT FUNDING AGENCY LIMITED INVESTMENT

3.3.1. Council has used LGFA for all its term borrowing since 2018. It is currently a non-guarantor, but this will need to change if Council's borrowing requirements exceed \$20 million, or when a Water Services Council Controlled Organisation eventuates.

3.4 RISK RECOGNITION

3.4.1. Beyond maturity risk, council is exposed to the risk common to the local government sector being the likely increased demand for capital that is driven by the requirement for investment in infrastructure resulting from Local Water Done Well.

3.5 LIQUIDITY/FUNDING RISK CONTROL LIMITS (BORROWINGS)

3.5.1. As with 3.2 above, Council is in breach of this policy setting because it holds almost no long-term debt. The annual cost of achieving compliance in this area through restructuring debt is estimated at \$25,000 and could be achieved when the existing debt matures in 2026.

3.6 INTEREST RATE RISK MANAGEMENT

3.6.1. Work is under way to improve Council's project management and forecasting disciplines. An enhanced understanding of future funding and cash flows will provide opportunities for more structured treasury activities.

3.7 APPROVED FINANCIAL INSTRUMENTS

3.7.1. Currently Council uses overdrafts for short term bridging finance and cash flow needs, floating rate term loans for short term projects, and fixed rate term debt for major new asset investments.

3.7.2. Discussions have commenced with Council's bank and treasury advisors to explore cost effective interest rate hedging arrangements.

3.8 INTEREST RATE RISK CONTROL LIMITS

3.8.1. Council has remained compliant with this policy setting throughout the year.

4. INVESTMENT POLICY

- 4.1 Council's involvement in investment products is relatively static.
- 4.2 EQUITY INVESTMENTS AND LOAN ADVANCES
 - 4.2.1. Council's equity investments are a result of its own constitution and position, being a small shareholding in Civic Financial Services and its CCO, QRS.
 - 4.2.2. Council continues to operate an internal loans matrix, primarily for projects not covered by depreciation reserves, and these are charge at Council's weighted average cost of borrowing, currently 5%.
- 4.3 QUALITY ROADING SERVICES (WAIROA) LTD.
 - 4.3.1. QRS continues to perform well and provides a regular return to Council. In recent years this has exceeded expectations due to the company's involvement in Severe Weather Event Recovery. As part of the Statement of Intent process in 2025 a distribution policy was agreed to provide both entities more certainty about future expectations.
- 4.4 TREASURY INVESTMENTS
 - 4.4.1. Council now only holds 2 bonds with face value \$0.25m each, one maturing in 2025 and the other in 2026. A decision will need to be made about whether to reinvest these funds.
- 4.5 INTEREST RATE RISK MANAGEMENT
 - 4.5.1. This is now a low risk for Council's investments. It is noted that, once Council becomes a guarantor with LGFA, this will also give QRS direct access to less expensive borrowing.
- 4.6 ACQUISITION AND DISPOSAL OF ASSETS
 - 4.6.1. There were no disposals of note. The Ahi Kōmau complex became operational in the period and is added to Council's property investments.

Liability Management Compliance Sheet

Monetary amounts in \$'000s

3.1 SPECIFIC BORROWING LIMITS

The net interest expense of all external borrowings will not exceed 10% of total revenues

	Year ended Jun-24	Forecast at Quarter Ended				Annual Plan Jun-25
		Sept-24	Dec-24	Mar-25	May-25	
Interest Expense	\$1,141	\$725	\$712	\$635	\$552	\$865
Total Revenue	\$82,115	\$82,490	\$78,692	\$74,596	\$74,232	77,801
	1.4%	0.9%	0.9%	0.9%	0.7%	1.1%

The net interest expense of all external borrowings will not exceed 7.5% of annual rates revenue

Interest Expense	\$1,141	\$725	\$712	\$635	\$552	\$865
Rates Revenue	\$19,141	\$22,298	\$22,298	\$22,298	\$22,298	\$22,298
	6.0%	3.3%	3.2%	2.8%	2.5%	3.9%

Liquid ratio of ≥ 1.1 - for discussion

Term debt plus committed loan facilities

Less: Liquid investments	\$20,000	\$20,000	\$20,000	\$20,000	\$20,000	\$20,000
	-\$781	-\$762	-\$778	-\$783	-\$804	-\$1,025
	\$19,219	\$19,238	\$19,222	\$19,217	\$19,196	\$18,975

Divided by:

Current External Debt	\$10,526	\$11,231	\$11,134	\$11,239	\$9,585	\$20,583
Less: Liquid investments	-\$781	-\$762	-\$778	-\$783	-\$804	-\$1,025
Less: Loans receivables	-\$1,037	-\$1,037	-\$1,037	-\$1,037	-\$1,037	-\$1,037
Net External Debt	\$8,708	\$9,432	\$9,319	\$9,419	\$7,744	\$18,521
Ratio	2.21:1	2.04:1	2.06:1	2.04:1	2.48:1	1.02:1

Current ratio ≥ 1.25

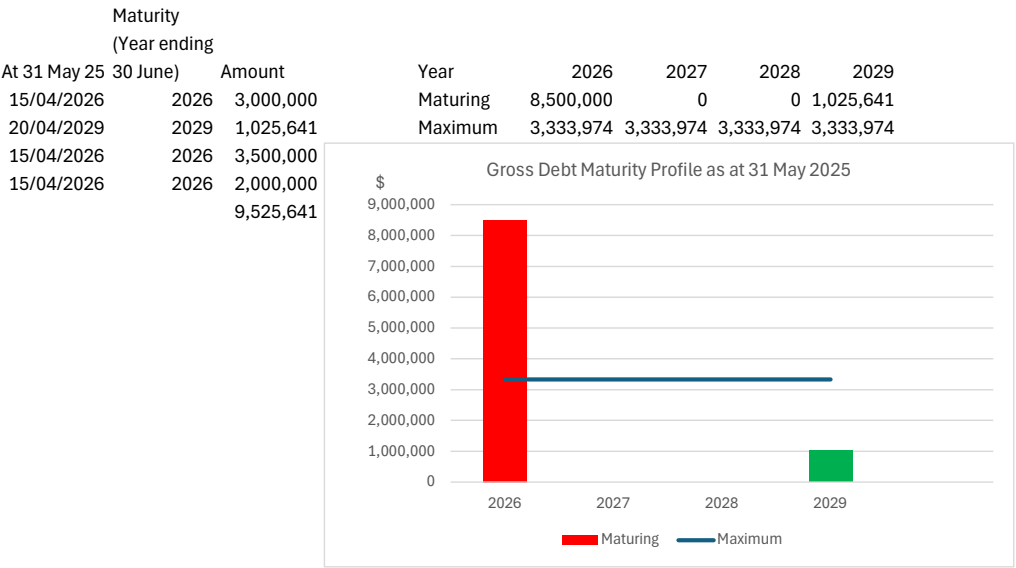
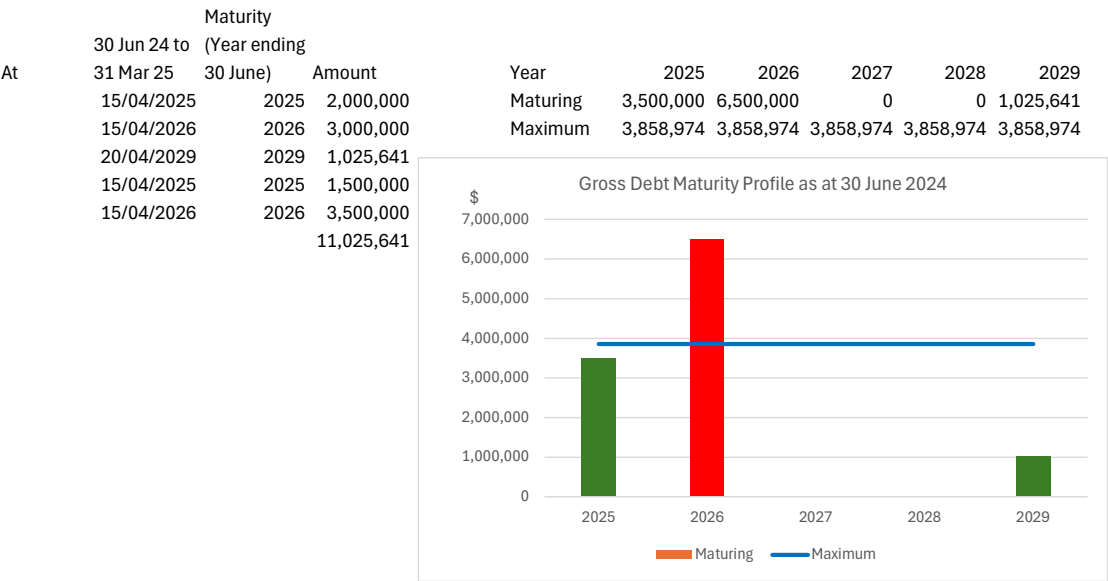
Total current assets	19,521	17,519	13,361	15,428	15,515	23,129
Total current liabilities	20,702	15,937	12,609	13,961	14,663	16,465
Ratio	0.94	1.10	1.06	1.11	1.06	1.40

The percentage of net external debt to total revenue to be less than 100%

Current external debt	\$8,708	\$9,432	\$9,319	\$9,419	\$7,744	\$18,521
Total Revenue	\$82,115	\$82,490	\$78,692	\$74,596	\$74,232	\$77,801
	11%	11%	12%	13%	10%	24%

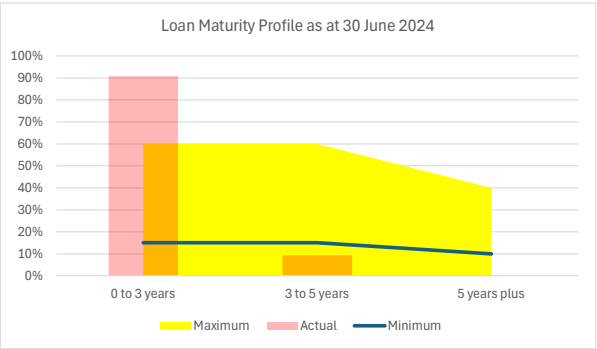
3.2 LIQUIDITY AND CREDIT RISK MANAGEMENT

No more than 35% of total borrowing is subject to refinancing in any financial year unless total borrowing is less than \$7.5 million



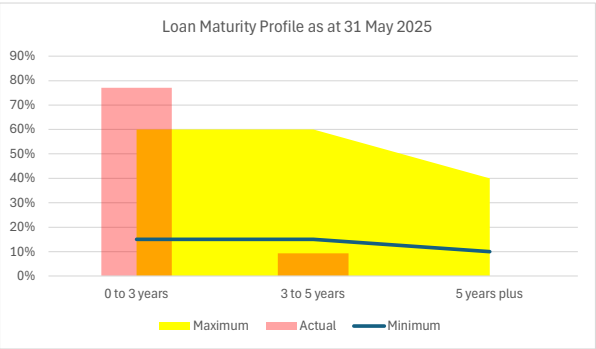
3.5 LIQUIDITY/FUNDING RISK CONTROL LIMITS (BORROWINGS)

30-Jun-24					
Period	Minimum	Maximum	Actual	Actual \$	
0 to 3 years	15%	60%	91%	10,000,000	
3 to 5 years	15%	60%	9%	1,025,641	
5 years plus	10%	40%	0%	0	
				11,025,641	



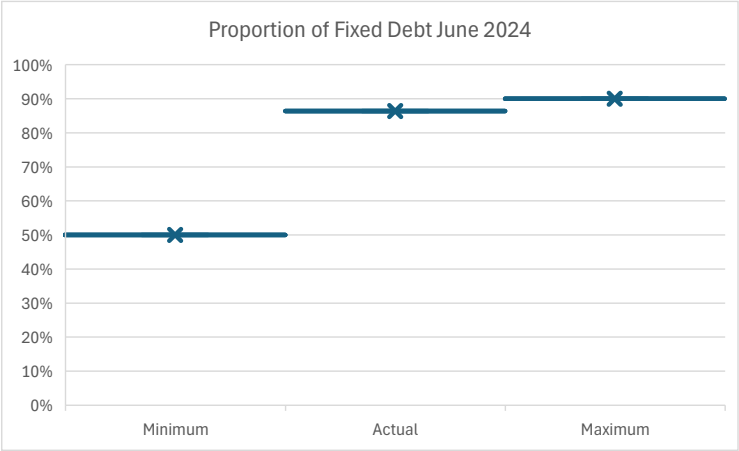
*The maturity profile of the total committed funding in respect to all loans and **committed facilities** is to be controlled by the following system:

31-May-25					
Period	Minimum	Maximum	Actual	Actual \$	
0 to 3 years	15%	60%	77%	8,500,000	
3 to 5 years	15%	60%	9%	1,025,641	
5 years plus	10%	40%	0%	0	
				9,525,641	

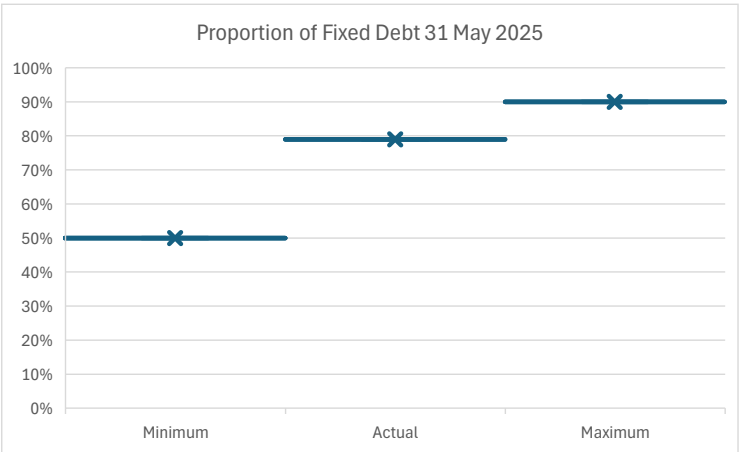


3.8 INTEREST RATE RISK CONTROL LIMITS

Minimum	50%
Actual	86%
Maximum	90%



Minimum	50%
Actual	79%
Maximum	90%



8.6 COMMITTEE WORK PLAN 2025

Author: Gary Borg, Pouwhakarae - Putea Tautawhi Rangapu | Group Manager Finance and Corporate Support

Authoriser: Matthew Lawson, Tumu Whakarae | Chief Executive

Appendices: 1. Workplan as at July 2025 [↓](#)

1. PURPOSE

- 1.1 The purpose of this report is to advise on progress against the Committee's work plan and consider updates to the forward plan.

RECOMMENDATION

The Pouwhakarae - Putea Tautawhi Rangapu | Group Manager Finance and Corporate Support RECOMMENDS that Committee approves the updated Work Plan.

2. BACKGROUND

- 2.1 A work plan helps to ensure the Committee meets its obligations as prescribed in its Terms of Reference and helps schedule activity so that it aligns with key dates in the overall Council timetable.
- 2.2 The Committee approved its work plan for 2025 at its February meeting.
- 2.3 A proposed update to the plan, based on progress to date and other matters arising is attached as **Appendix 1**. Emerging issues will be reported on an ad hoc basis as required and updated within the relevant focus areas as appropriate.
- 2.4 Updates to the work plan are elaborated below.

3. CURRENT SITUATION

3.1 Performance Reporting

- 3.1.1. May financials included in the July Agenda.
- 3.1.2. Full year 2025 and initial 2026 high level variance analysis is planned for delivery in August

3.2 Annual Report

- 3.2.1. Project update included in July Agenda

3.3 Risk Management

3.3.1. Strategic

- 3.3.1.1. Strategic Risk workshop has not yet been scheduled, due primarily to the transitioning of the Chief Executive. With the long-term Chief Executive joining Council on 1 July 2025, a workshop will be proposed for the end of August

3.3.1.2. There remains a significant and immediate strategic risk concerning the preparation of a Water Services Delivery Plan. This has been the focus of attention for the organisation since the appointment of the interim Chief Executive. The preparation of the regional plan continues and is expected to be delivered to DIA within the prescribed timeframe. Council continues to develop an alternative should this be required and, at the time of writing is in adjournment on this matter, with a workshop and reconvening scheduled for the same day as the Committee meeting.

3.3.2. Corporate

3.3.2.1. Insurance

3.3.2.1.1. The Material Damage and Business Interruption schedules as planned is included in the July Agenda.

3.3.2.1.2. Liability and other insurances are expected to be brought to the August meeting

3.3.2.2. The enterprise risk management system is live and in use, currently undergoing updates to workflows.

3.3.2.2.1. An incident recorded in the Health and Safety system has led to a policy implementation.

3.4 External audit

3.4.1. The council annual plan project team and the audit team are meeting regularly to progress issues. Assurance has been obtained regarding infrastructure asset revaluations and water safety monitoring.

3.5 Internal audit

3.5.1. Systems and processes update is provided in the July Agenda

3.5.1.1. Findings from a follow up review conducted by BDO will be presented at the August 2025 meeting.

3.5.2. As signalled a report on Treasury management is included in the July Agenda.

4. SIGNIFICANCE

4.1 This matter is considered to be of low significance.

Who has been consulted?

No consultation is required.

Focus Areas		January	February	March	April	May	June
MEETING			11	25		6	27
Performance Report			Full Quarter 2 Report Full year forecast	January Financials Capital Works Projects Report	February and March Financials- distributed	Full Quarter 3 Report March Financials	April and May Financials Full Quarter 3 Report
Annual Report			2024 Debrief	Reporting timetable 2025 Audit timetable 2025			Outcomes from interim audit
Risk Management	Strategic			Workshop		Deep dive 1 - TBC	Deep dive 2 - TBC Workshop
	Health and Safety			System Implementation Update		Exceptions and Update	Exceptions and Update
	Corporate			Emerging		Emerging	Focus area - cyber security Insurance renewals preliminary
External Audit				Progress on outstanding- Management letter points Interim audit		Progress on outstanding Management letter points and exceptions from interim audit.	Outcomes from interim audit
Internal Audit	Internal and Operational			Contractors		Update	Update
	System and Process		Update	Verbal update		Update	Update
	Recovery					Update	
Focus Areas		July	August	September	October	November	December
MEETING		29	26	30	Extraordinary		2
Performance Report		June exceptions report Projects update May Financials	June exceptions report Projects update		Q1 Full Report published		October Financials Projects update
Annual Report		Status update	Draft financials	Draft report	Final Report for endorsement		
Risk Management	Strategic		Workshop	Deep dive 2 - TBC			Deep dive 3 - TBC
	Health and Safety	Exceptions and Update	Exceptions and Update	Exceptions and Update			Exceptions and Update
	Corporate	Risk Management System Implementation update Insurance - Material Damage initiation	Emerging Insurance - Liability initiation	Emerging First Status Report	Insurance renewals final	Emerging Status Report	Emerging Status Report
External Audit		Update on matters outstanding			Audit Close		Progress on outstanding Management letter points
Internal Audit	Internal and Operational	Treasury		Exceptions			
	System and Process	Update	BDO Review	Update		Update	Update
	Recovery						

9 PUBLIC EXCLUDED ITEMS**RESOLUTION TO EXCLUDE THE PUBLIC****RECOMMENDATION**

That the public be excluded from the following parts of the proceedings of this meeting.

The general subject matter of each matter to be considered while the public is excluded, the reason for passing this resolution in relation to each matter, and the specific grounds under section 48 of the Local Government Official Information and Meetings Act 1987 for the passing of this resolution are as follows:

General subject of each matter to be considered	Reason for passing this resolution in relation to each matter	Ground(s) under section 48 for the passing of this resolution
9.1 - Systems and Processes Review	s7(2)(c)(ii) - the withholding of the information is necessary to protect information which is subject to an obligation of confidence or which any person has been or could be compelled to provide under the authority of any enactment, where the making available of the information would be likely otherwise to damage the public interest	s48(1)(a)(i) - the public conduct of the relevant part of the proceedings of the meeting would be likely to result in the disclosure of information for which good reason for withholding would exist under section 6 or section 7